

PULLOUT DISCONNECT SWITCHES

- Includes multiple knockouts on all enclosure sides
- Rainproof NEMA 3R outdoor enclosure



Pullout Disconnect Switches – Fused (Top Open)

PART NO	ENCL MATERIAL	DOOR STYLE	VOLTAGE (V)	CURRENT (A)	FUSING	CASE QTY	CASE REQ
84-25175-04	Steel	Top Open	230	30	Fused	10	Yes

Pullout Disconnect Switches – Non-Fused (Top Open)

PART NO	ENCL MATERIAL	DOOR STYLE	VOLTAGE (V)	CURRENT (A)	FUSING	CASE QTY	CASE REQ
84-25175-05	Steel	Top Open	230	60	Non-fused	10	Yes

HVAC WIRING WHIPS



HVAC Wiring Whips

PART NO	CONDUIT TRADE SIZE (IN)	CONDUIT LENGTH (FT)	CONDUCTOR LENGTH (IN)	POWER COND SIZE (AWG)	GROUND COND SIZE (AWG)	FITTING 1 TYPE	FITTING 2 TYPE	CASE QTY	CASE REQ
849039	1/2	4	68	10	10	Straight (Removable)	90° Elbow (Removable or Integral)	12	Yes
849040	1/2	6	92	10	10	Straight (Removable)	90° Elbow (Removable or Integral)	12	Yes
849041	3/4	4	70	8	10	Straight (Removable)	90° Elbow (Removable or Integral)	12	Yes
849042	3/4	6	94	8	10	Straight (Removable)	90° Elbow (Removable or Integral)	12	Yes

LIQUID-TIGHT CONDUIT



Liquid-Tight Conduit (Flexible Non-Metallic)

PART NO	DESCRIPTION
8431	Liquid-Tight Flexible Non-Metallic Conduit (1/2 in. x 100 ft.)
8432	Liquid-Tight Flexible Non-Metallic Conduit (3/4 in. x 100 ft.)
PD455009	Liquid-Tight Flexible Non-Metallic Conduit (1 in. x 100 ft.)

LIQUID-TIGHT CONDUIT FITTINGS



Liquid-Tight Conduit Fittings – Straight

PART NO	DESCRIPTION	CASE QTY	CASE REQ
455005	Liquid-Tight Conduit Fitting - 1/2 in. Straight	25	Yes
PD455007	Liquid-Tight Conduit Fitting - 3/4 in. Straight	10	Yes

Liquid-Tight Conduit Fittings – Straight (Quick Twist)

PART NO	DESCRIPTION	CASE QTY	CASE REQ
455001	Liquid-Tight Conduit Fitting - 1/2 in. Straight (Quick Twist)	25	Yes
455003	Liquid-Tight Conduit Fitting - 3/4 in. Straight (Quick Twist)	25	Yes

LIQUID-TIGHT CONDUIT FITTINGS



Liquid-Tight Conduit Fittings – 90 Degrees

PART NO	DESCRIPTION	CASE QTY	CASE REQ
PD455006	Liquid-Tight Conduit Fitting - 1/2 in. 90 Degree	10	Yes
PD455008	Liquid-Tight Conduit Fitting - 3/4 in. 90 Degree	100	Yes

Liquid-Tight Conduit Fittings – 90 Degrees (Quick Twist)

PART NO	DESCRIPTION	CASE QTY	CASE REQ
455002	Liquid-Tight Conduit Fitting - 1/2 in. 90 Degree (Quick Twist)	10	Yes
455004	Liquid-Tight Conduit Fitting - 3/4 in. 90 Degree (Quick Twist)	10	Yes

FUSES & FUSE HOLDERS



Fuses – Branch Circuit (RK5 Cartridge Type)

- RK5 Dual-Element Time Delay branch circuit fuses
- Maximum interrupting rating: 200,000A RMS Symmetrical

PART NO	FUSE MOUNTING (CARTRIDGE)	CURRENT RATING (A)	MAX VOLT RATING (VAC)	OVERALL LENGTH (IN)	DIAMETER (IN)	EDISON CROSS REFERENCE	BUSSMAN CROSS REFERENCE	GOULD CROSS REFERENCE	LITTELFUSE CROSS REFERENCE	DIVERSITECH CROSS REFERENCE
44-ECNR-15-10PK	Ferrule	15	250	2	9/16	ECNR15	FRN-R-15	TR15	FLNR15	7-CRNR15
44-ECNR-20-10PK	Ferrule	20	250	2	9/16	ECNR20	FRN-R-20	TR20	FLNR20	7-CRNR20
44-ECNR-25-10PK	Ferrule	25	250	2	9/16	ECNR25	FRN-R-25	TR25	FLNR25	7-CRNR25
44-ECNR-30-10PK	Ferrule	30	250	2	9/16	ECNR30	FRN-R-30	TR30	FLNR30	7-CRNR30
44-ECNR-35-10PK	Ferrule	35	250	3	13/16	ECNR35	FRN-R-35	TR35	FLNR35	7-CRNR35
44-ECNR-40-10PK	Ferrule	40	250	3	13/16	ECNR40	FRN-R-40	TR40	FLNR40	7-CRNR40
44-ECNR-45-10PK	Ferrule	45	250	3	13/16	ECNR45	FRN-R-45	TR45	FLNR45	7-CRNR45
44-ECNR-50-10PK	Ferrule	50	250	3	13/16	ECNR50	FRN-R-50	TR50	FLNR50	7-CRNR50
44-ECNR-60-10PK	Ferrule	60	250	3	13/16	ECNR60	FRNR-R-60	TR60	FLNR60	7-CRNR60
44-ECNR-100-5PK	Knife w/Rejection	100	250	5-7/8	1-1/16	ECNR100	FRN-R-100	TR100	FLNR100	—
44-ECSR-20-10PK	Ferrule	20	600	5	13/16	ECSR20	FRS-R-20	TRS20	FLSR20	—
44-ECSR-30-10PK	Ferrule	30	600	5	13/16	ECSR30	FRS-R-30	TRS30	FLSR30	—
44-ECSR-60-10PK	Ferrule	60	600	5-1/2	1-1/16	ECSR60	FRS-R-60	TRS60	FLSR60	—
44-ECSR-100-5PK	Knife w/Rejection	100	600	7-7/8	1-7/64	ECSR100	FRS-R-100	TRS100	FLSR100	—
44-ECSR-125-1PK	Knife w/Rejection	125	600	9-5/8	1-19/32	ECSR125	FRS-R-125	TRS125	FLSR125	—

FUSES – CONTROL CIRCUIT

All control circuit fuses are sold in packs of five.



Fuses – Control Circuit (Glass – Fast Acting 15 mm/0.591 in.)

PART NO	CURRENT RATING (A)	MAX VOLT RATING (VAC)	OVERALL LENGTH (IN)	DIAMETER (IN)	BUSSMAN CROSS REF	GOULD CROSS REF	LITTELFUSE CROSS REF
46-22863-82-5PK	2	350	0.591 (15 mm)	0.177 (4.5 mm)	—	—	2AG-229-002



Fuses – Control Circuit (Glass – Fast Acting 20 mm/0.788 in.)

PART NO	CURRENT RATING (A)	MAX VOLT RATING (VAC)	OVERALL LENGTH (IN)	DIAMETER (IN)	BUSSMAN CROSS REF	GOULD CROSS REF	LITTELFUSE CROSS REF
44-GMA1A-5PK	1	250	0.788 (20 mm)	0.197 (5 mm)	GMA1A	GGM1A	235-1
44-GMA2A-5PK	2	250	0.788 (20 mm)	0.197 (5 mm)	GMA2A	GGM2A	235-2
44-GMA3A-5PK	3	250	0.788 (20 mm)	0.197 (5 mm)	GMA3A	GGM3A	235-3
44-GMA5A-5PK	5	125	0.788 (20 mm)	0.197 (5 mm)	GMA5A	GGM5A	235-5

FUSES & FUSE HOLDERS

FUSES – CONTROL CIRCUIT

All control circuit fuses are sold in packs of five.



Fuses – Control Circuit (Ceramic – Fast Acting 1-1/4 in.)

PART NO	CURRENT RATING (A)	MAX VOLT RATING (VAC)	OVERALL LENGTH (IN)	DIAMETER (IN)	BUSSMAN CROSS REF	GOULD CROSS REF	LITTELFUSE CROSS REF
44-ABC1-5PK	1	250	1-1/4	1/4	ABC-1	GAB1	314-1
44-ABC2-5PK	2	250	1-1/4	1/4	ABC2	GAB2	314-2
44-ABC3-5PK	3	250	1-1/4	1/4	ABC3	GAB3	314-3
44-ABC5-5PK	5	250	1-1/4	1/4	ABC5	GAB5	314-5
44-ABC10-5PK	10	250	1-1/4	1/4	ABC10	GAB10	314-10
44-ABC15-5PK	15	250	1-1/4	1/4	ABC15	GAB15	314-15
44-ABC20-5PK	20	250	1-1/4	1/4	ABC20	GAB20	314-20
44-ABC25-5PK	25	125	1-1/4	1/4	ABC25	GAB25	314-25
44-ABC30-5PK	30	125	1-1/4	1/4	ABC30	GAB30	314-30



Fuses – Control Circuit (Glass – Fast Acting 1-1/4 in.)

PART NO	CURRENT RATING (A)	MAX VOLT RATING (VAC)	OVERALL LENGTH (IN)	DIAMETER (IN)	BUSSMAN CROSS REF	GOULD CROSS REF	LITTELFUSE CROSS REF
44-AGC1-5PK	1	250	1-1/4	1/4	AGC1	GGC1	312-1
44-AGC2-5PK	2	250	1-1/4	1/4	AGC2	GGC2	312-2
44-AGC3-5PK	3	125	1-1/4	1/4	AGC3	GGC3	312-3
44-AGC4-5PK	4	125	1-1/4	1/4	AGC4	GGC4	312-4
44-AGC5-5PK	5	125	1-1/4	1/4	AGC5	GGC5	312-5
44-AGC7-5PK	7	125	1-1/4	1/4	AGC7	GGC7	312-7
44-AGC10-5PK	10	125	1-1/4	1/4	AGC10	GGC10	312-10
44-AGC15-5PK	15	32	1-1/4	1/4	AGC15	GGC15	312-15
44-AGC20-5PK	20	32	1-1/4	1/4	AGC20	GGC20	312-20
44-AGC25-5PK	25	32	1-1/4	1/4	AGC25	GGC25	312-25
44-AGC30-5PK	30	32	1-1/4	1/4	AGC30	GGC30	312-30



Fuses – Control Circuit (Glass – Time Delay 1-1/4 in.)

PART NO	CURRENT RATING (A)	MAX VOLT RATING (VAC)	OVERALL LENGTH (IN)	DIAMETER (IN)	BUSSMAN CROSS REF	GOULD CROSS REF	LITTELFUSE CROSS REF
44-MDL1-5PK	1	250	1-1/4	1/4	MDL1	GDL1	313-1
44-MDL2-5PK	2	250	1-1/4	1/4	MDL2	GDL2	313-2
44-MDL3-5PK	3	250	1-1/4	1/4	MDL3	GDL3	313-3
44-MDL5-5PK	5	250	1-1/4	1/4	MDL5	GDL5	313-5
44-MDL7-5PK	7	250	1-1/4	1/4	MDL7	GDL7	313-7
44-MDL10-5PK	10	32	1-1/4	1/4	MDL10	GDL10	313-10
44-MDL15-5PK	15	32	1-1/4	1/4	MDL15	GDL15	313-15
44-MDL20-5PK	20	32	1-1/4	1/4	MDL20	GDL20	313-20
44-MDL25-5PK	25	32	1-1/4	1/4	MDL25	GDL25	313-25
44-MDL30-5PK	30	32	1-1/4	1/4	MDL30	GDL30	313-30



Fuses – Control Circuit (Blade Type – Automotive)

PART NO	CURRENT RATING (A)	MAX VOLT RATING (VAC)	EDISON CROSS REF	BUSSMAN CROSS REF	LITTELFUSE CROSS REF
44-ATC2-5PK	2	36	ATC2	ATC-2	ATO2
44-ATC3-5PK	3	36	ATC3	ATC-3	ATO3
44-ATC5-5PK	5	36	ATC-5	ATC-5	ATO5

FUSES & FUSE HOLDERS



FUSES – CONTROL CIRCUIT

Fuse Display

- Display is available with or without fuses
- Display with fuses includes one pack of all 1-1/4 in. and 20 mm control fuses

PART NO	DESCRIPTION
86-ERFS	Fuse Display (Includes Fuses)
86-ERFS-E	Fuse Display (Empty)

ZEBRA INSTRUMENTS FUSE & FUSE HOLDER PRODUCTS



Fuse Holders and Fuses – Glass Type



PART NO	DESCRIPTION
ZFH02	Fuse Holders and Fuses - Glass Type (3A & 5A)

Fuse Holders and Fuses – Automotive Blade Type

Includes four lead connected fuse holders for automotive blade type fuses. Also includes two 3A and two 5A fuses and butt splice connectors.



PART NO	DESCRIPTION
ZFH01	Fuse Holders and Fuses - Automotive Blade Type (3A & 5A)

Fuses – Control Circuit (Blade Type – Automotive)



PART NO	DESCRIPTION
ZFP03	Fuse - 3A Blade Type - Automotive (25 Pack)
ZFP05	Fuse - 5A Blade Type - Automotive (25 Pack)
ZFPAS	Fuse Assortment - 3A, 5A, 10A, 15A, 30A Blade Type - Automotive (25 Pack)

Automatic Reset Fuses

Special resetting fuses fit automotive blade type fuse holder. Automatically resets when system short or overload is corrected.



PART NO	DESCRIPTION
ZRF03	Automatic Reset Fuses - 3A/24V 40VA (2 pack)

FUSES & FUSE HOLDERS



Fuse Pullers

- Insulated handles rated up to 600V
- 87-FP-3 for 1 to 1-3/4 inch diameter cartridge shape fuses

PART NO	DESCRIPTION
87-FP-3	Fuse Puller (1 in. to 1-3/4 in.)



SURGE PROTECTION



ICM517 Surge Protector

Single-phase surge protector protective device with metal, NEMA Type 3R enclosure. 100,000A, 1,020 joules of protection; 120-230VAC

PART NO	DESCRIPTION
ICM517	Surge Protection



5-2-1 Compressor Saver Surge Protector



Single-phase surge protector protective device; 100,000A maximum surge current; 120-230VAC; installed at electrical panel; includes two diagnostic lights. Includes 3-year limited product warranty; connected equipment warranty up to \$10,000 (registration required).

PART NO	DESCRIPTION
SPD150	5-2-1 Compressor Saver Surge Protecto



ZAP-PRO Surge Protector



Mounts across line terminals of contactor.

PART NO	DESCRIPTION
ZAP-PRO	Surge Protector for Units and Circuit Boards

CIRCUIT BREAKERS



Circuit Breakers – Square D (QOU Series)

PART NO	MFG PART NO	TYPE	MOUNTING STYLE	MAX VOLT RATING (VAC)	CURRENT RATING (A)	NO OF POLES	ELECTRICAL CONNECTIONS
42-20224-01	QOU215	QOU	DIN Rail	230	15	2	Lug / Lug
42-23201-01	QOU260	QOU	DIN Rail	230	60	2	Lug / Lug
42-23201-03	QOU360	QOU	DIN Rail	230	60	3	Lug / Lug
42-23201-05	QOU230	QOU	DIN Rail	230	30	2	Lug / Lug
425080	QOU225	QOU	DIN Rail	230	25	2	Lug / 1/4 in. Quick Connect
425081	QOU235	QOU	DIN Rail	230	35	2	Lug / 1/4 in. Quick Connect
425082	QOU245	QOU	DIN Rail	230	45	2	Lug / 1/4 in. Quick Connect
425083	QOU250	QOU	DIN Rail	230	50	2	Lug / 1/4 in. Quick Connect
425084	QOU335	QOU	DIN Rail	230	35	3	Lug / 1/4 in. Quick Connect
425093	QOU220	QOU	DIN Rail	230	20	2	Lug / 1/4 in. Quick Connect
425094	QOU230	QOU	DIN Rail	230	30	2	Lug / 1/4 in. Quick Connect
425095	QOU240	QOU	DIN Rail	230	40	2	Lug / 1/4 in. Quick Connect
425097	QOU260	QOU	DIN Rail	230	60	2	Lug / 1/4 in. Quick Connect
425098	QOU325	QOU	DIN Rail	230	25	3	Lug / 1/4 in. Quick Connect
425099	QOU345	QOU	DIN Rail	230	45	3	Lug / 1/4 in. Quick Connect
425100	QOU360	QOU	DIN Rail	230	60	3	Lug / 1/4 in. Quick Connect
PD425085	QOU350	QOU	DIN Rail	230	50	3	Lug / 1/4 in. Quick Connect
PD425116	QOU330	QOU	DIN Rail	230	30	3	Lug / Lug
PD455183	QOU240	QOU	DIN Rail	230	40	2	Lug / Lug
PD455185	QOU345	QOU	DIN Rail	230	45	3	Lug / Lug
PD455186	QOU350	QOU	DIN Rail	230	50	3	Lug / Lug
PD455213	QOU220	QOU	DIN Rail	230	20	2	Lug / Lug
PD455214	QOU245	QOU	DIN Rail	230	45	2	Lug / Lug

CIRCUIT BREAKERS



Circuit Breaker Accessory – Jumper Bar for Square D QOU Series

PART NO	DESCRIPTION
45-23202-01	Jumper Bar for Square D QOU Series Circuit Breakers



Circuit Breakers – Siemens (Various)

PART NO	MFG PART NO	TYPE	MOUNTING STYLE	MAX VOLT RATING (VAC)	CURRENT RATING (A)	NO OF POLES
425022	D120	D	Panelboard	230	20	1
425018	Q120	Q	Panelboard	230	20	1
425021	Q260	QP	Panelboard	230	60	2



Circuit Breakers – Connecticut Electric/Unique Breakers, Inc. (Various)

PART NO	MFG PART NO	TYPE	MOUNTING STYLE	MAX VOLT RATING (VAC)	CURRENT RATING (A)	NO OF POLES
425029	UBIP-120	UBIP	Specialty	230	20	1
425031	UBIP260	UBIP	Specialty	230	60	2
425032	UBIZ20	UBIZ	Specialty	230	20	1
425034	UBIZ260	UBIZ	Specialty	230	60	2

MINI CIRCUIT BREAKERS FOR CONTROL CIRCUITS

Mini Circuit Breakers for Control Circuits

- Temporary push button circuit breakers for use with 24V control circuits
- Includes 18 inch leads with 1/4 inch female spade terminals



PART NO	DESCRIPTION
POP3	Circuit Breaker - Control Board (3A)
POP5	Circuit Breaker - Control Board (5A)

Mini Circuit Breakers for Control Circuits

- Mini circuit breakers for use with 24V control circuits
- White button clearly pops out if breaker trips (wait two minutes to reset)
- Includes grommet for mounting in a 5/8 in. round hole
- Includes adapters to connect in place of blade type automotive fuse



PART NO	DESCRIPTION
ZK003	Circuit Breaker - Control Circuit (3A)
ZK005	Circuit Breaker - Control Circuit (5A)

TRANSFORMERS

CONTROL TRANSFORMERS (CLASS 2 POWER LIMITING)



Control Transformers (OEM Mount)

PART NO	PRIMARY VOLTAGE (V)	SECONDARY VOLTAGE (V)	CAPACITY (VA)	FREQ (HZ)	FOUR HOLE SPACING (IN)	OVERCURRENT PROTECTION	ELECTRICAL CONNECTIONS	POWER LIMITING
46-101659-01	120	24	40	50,60	1-7/8 x 1-1/2	—	Leads with stripped ends	Class 2
46-23115-01	120	24	40	50,60	1-7/8 x 1-1/2	—	Leads with stripped ends	Class 2
46-101496-01	120	24	40	50,60	1-7/8 x 1-1/2	2A Ext Fuse	Leads with 1/4 in. insulated female quick connects	Class 2
46-22863-04	120	24	40	50,60	2-3/16 x 1-3/4	2A Ext Fuse	Leads with 1/4 in. insulated female quick connects	Class 2
46-102856-01	120	24	50	60	1-7/8 x 1-1/2	—	Leads with 1/4 in. female quick connects	Class 2



(continued on next page)

TRANSFORMERS

CONTROL TRANSFORMERS (CLASS 2 POWER LIMITING)



Control Transformers (OEM Mount) – CONTINUED

PART NO	PRIMARY VOLTAGE (V)	SECONDARY VOLTAGE (V)	CAPACITY (VA)	FREQ (HZ)	FOUR HOLE SPACING (IN)	OVERCURRENT PROTECTION	ELECTRICAL CONNECTIONS	POWER LIMITING
46-22863-05	230	24	40	50,60	2-3/16 x 1-3/4	2A Ext Fuse	Leads with 1/4 in. insulated female quick connects	Class 2
46-25107-08	460	24	40	50,60	1-3/16 x 1-1/2	—	Leads with stripped ends	Class 2
46-23115-03	460	24	50	50,60	1-7/8 x 1-1/2	—	Leads with stripped ends	Class 2
46-101659-02	208,230	24	40	50,60	1-7/8 x 1-1/2	—	Leads with stripped ends	Class 2
46-23115-02	208,230	24	40	50,60	1-7/8 x 1-1/2	—	Leads with stripped ends	Class 2



Control Transformers (Channel Mount – Two Hole)

PART NO	PRIMARY VOLTAGE (V)	SECONDARY VOLTAGE (V)	CAPACITY (VA)	FREQ (HZ)	FOUR HOLE SPACING (IN)	OVERCURRENT PROTECTION	ELECTRICAL CONNECTIONS	POWER LIMITING
46-24124-06	120	24	40	60	2-13/16	—	Leads with 1/4 in. insulated female quick connects	Class 2
46-101944-02	120	24	40	60	2-13/16	—	1/4 in. male quick connects	Class 2
46-25107-02	120	24	40	50,60	3-1/8	—	Leads with stripped ends	Class 2
46-102856-02	120	24	50	60	2-3/8	—	Leads with 1/4 in. insulated female quick connects	Class 2
46-25107-09	120	24	50	50,60	3-1/8	—	Leads with stripped ends	Class 2
46-25107-04	120,208,230	24	40	50,60	3-1/8	—	Leads with stripped ends	Class 2
46-25107-12	120,208,230,460	24	75	50,60	3-1/8	—	Leads with stripped ends	Class 2
46-101905-01	208,230	24	40	60	2-13/16	—	1/4 in. male quick connects	Class 2
46-103324-01	208,230	24	40	50,60	3-1/8	—	1/4 in. male quick connects primary 3/16 in. male quick connects secondary	Class 2
46-100836-01	208,230	24	40	50,60	3-1/8	2A External Fuse	Leads with 1/4 in. insulated female quick connects	Class 2
46-25107-03	208,230	24	40	50,60	3-1/8	—	Leads with stripped ends	Class 2
46-101944-03	208,230	24	50	60	2-13/16	—	1/4 in. male quick connects	Class 2
46-100836-05	208,230	24	50	50,60	3-1/8	3A External Fuse	Leads with 1/4 in. insulated female quick connects primary	Class 2
46-101904-02	208,230	24	50	50,60	3-1/8	—	Leads with stripped ends and 1/4 in. female quick connects	Class 2
46-103324-04	208,230	24	50	50,60	3-5/16	—	1/4 in. male quick connects primary 3/16 in. male quick connects secondary	Class 2
46-42515-01	208,230	24	75	50,60	3-9/16	3.2A Circuit Breaker	1/4 in. male quick connects	Class 2
46-41930-01	208,230,460	24	50	60	3-1/8	—	Leads with stripped ends	Class 2
46-41898-01	208,230,460	24	75	50,60	3-9/16	—	Leads with stripped ends	Class 2
46-101505-01	230	24	10	60	2-3/8	—	3/16 in. male quick connects	Class 2
46-100836-04	380-415	24	40	50,60	3-1/8	2A External Fuse	Leads with 1/4 in. female quick connects	Class 2
46-101946-01	460	24	40	50,60	2-13/16	—	1/4 in. male quick connects	Class 2
46-103324-02	460	24	40	50,60	3-1/8	—	1/4 in. male quick connects primary 3/16 in. male quick connects secondary	Class 2
46-103395-05	460	24	50	50,60	3-1/8	—	1/4 in. male quick connects primary 3/16 in. male quick connects secondary	Class 2
46-102027-01	460,575	24	50	50,60	3-1/8	3A External Fuse	Leads with 1/4 in. female quick connects	Class 2
46-42515-02	460,575	24	75	60	3-9/16	3.2A Circuit Breaker	1/4 in. male quick connects	Class 2
46-103324-03	575	24	40	50,60	3-1/8	—	1/4 in. male quick connects primary 3/16 in. male quick connects secondary	Class 2
46-42222-01	575	24	75	50,60	3-9/16	—	Leads with stripped ends	Class 2

TRANSFORMERS

CONTROL TRANSFORMERS (CLASS 2 POWER LIMITING)



Control Transformers (Channel Mount – Four Hole)

PART NO	PRIMARY VOLTAGE (V)	SECONDARY VOLTAGE (V)	CAPACITY (VA)	FREQ (HZ)	FOUR HOLE SPACING (IN)	OVERCURRENT PROTECTION	ELECTRICAL CONNECTIONS	POWER LIMITING
46-20479-01	460	24	48	50,60	(1-7/16 to 2) x 1-3/4	—	Leads with stripped ends	Class 2
46-42515-04	208,230	24	100	50,60	2-3/8 x 2	4A Circuit Breaker	1/4 in. male quick connects	Class 2



Control Transformers (Plate Mount)

PART NO	PRIMARY VOLTAGE (V)	SECONDARY VOLTAGE (V)	CAPACITY (VA)	FREQ (HZ)	FOUR HOLE SPACING (IN)	OVERCURRENT PROTECTION	ELECTRICAL CONNECTIONS	POWER LIMITING
46-25107-01	120	24	20	50,60	3-3/8 x 3-3/8	—	Pressure wire terminals	Class 2



Control Transformers (Plate Mount/Channel Mount – Four Hole)

PART NO	PRIMARY VOLTAGE (V)	SECONDARY VOLTAGE (V)	CAPACITY (VA)	FREQ (HZ)	FOUR HOLE SPACING (IN)	OVERCURRENT PROTECTION	ELECTRICAL CONNECTIONS	POWER LIMITING
46-25060-02	120,208,230	24	50	60	2 x 1-11/16	—	Primary: Leads with stripped ends Secondary: Terminals (Includes multi-hole accessory mounting plate)	Class 2



Control Transformers (Conduit Hub Mount)

PART NO	PRIMARY VOLTAGE (V)	SECONDARY VOLTAGE (V)	CAPACITY (VA)	FREQ (HZ)	FOUR HOLE SPACING (IN)	OVERCURRENT PROTECTION	ELECTRICAL CONNECTIONS	POWER LIMITING
461000	120	24	40	50,60	Conduit Hub	—	Leads with stripped ends/ quick connects	Class 2

STEP-DOWN TRANSFORMERS



Step-Down Transformers (Channel Mount – Four Hole)

PART NO	PRIMARY VOLTAGE (V)	SECONDARY VOLTAGE (V)	CAPACITY (VA)	FREQ (HZ)	FOUR HOLE SPACING (IN)	OVERCURRENT PROTECTION	ELECTRICAL CONNECTIONS	POWER LIMITING
46-103972-02	460	230	500	50,60	3-9/16 x 3-3/4	—	Screw Terminals	—
46-23585-01	460,575	230	200	60	3-3/4 x 2-5/8	—	Leads with 1/4 in. insulated female quick connects	—

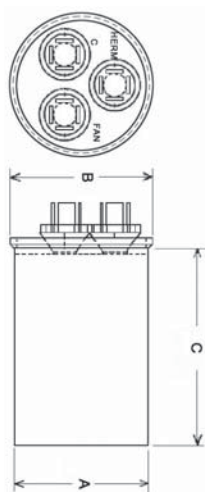
CAPACITORS

DUAL ROUND CAPACITORS



PROTECH/OEM Dual Round Capacitors

- Certified to the highest level of UL 810; tested and approved for 5,000 AFC
- Exact OEM fit for Rheem, Ruud, and WeatherKing equipment when selected from unit parts lists



PART NO	CAPACITANCE (1) (uF)	CAPACITANCE (2) (uF)	VOLTAGE (VAC)	DIMENSIONS A (IN)	DIMENSIONS B (IN)	DIMENSIONS C (IN)
43-25133-18	20	3.0	370	2.0	2.120	2.880 (max.)
43-25133-01	25	3.0	370	2.0	2.120	3.640 (max.)
43-25133-19	25	5.0	370	2.0	2.120	3.156 (max.)
43-25133-02	30	3.0	370	20.0	2.120	4.130 (max.)
43-25133-20	30	3.0	440	2.5	2.620	4.200 (max.)
43-25133-21	30	5.0	370	2.0	2.120	3.350 (max.)
43-25133-36	30	5.0	440	2.0	2.120	3.940 (max.)
43-25133-41	30	7.5	370	2.0	2.120	4.330 (max.)
43-101665-56	30	7.5	370	2.0	2.100	3.185
43-25133-03	35	3.0	370	2.0	2.120	4.130 (max.)
43-25133-11	35	3.0	440	2.5	2.620	3.640 (max.)
43-25133-35	35	5.0	370	2.0	2.120	3.875 (max.)
43-25133-12	35	5.0	440	2.5	2.620	4.750 (max.)
43-101665-06	35	5.0	440	2.0	2.125	4.330
43-25133-40	35	7.5	440	2.0	2.120	4.330 (max.)
43-26271-50	35	10.0	370	2.0	2.125	3.750
43-25133-04	40	3.0	370	2.0	2.120	4.000 (max.)
43-25133-13	40	3.0	440	2.5	2.620	3.750 (max.)
43-26261-09	40	5.0	370	2.0	2.160	4.630
43-25133-22	40	5.0	370	2.5	2.620	3.640 (max.)
43-25133-14	40	50.0	440	2.5	2.620	3.640 (max.)
43-26271-51	40	7.5	370	2.0	2.125	3.750
43-26261-46	40	10.0	370	2.0	2.160	4.630
43-26271-46	40	10.0	370	2.0	2.125	3.750
43-25133-23	40	10.0	440	2.5	2.620	3.750 (max.)
43-26261-11	45	3.0	370	2.0	2.160	5.120
43-25133-05	45	3.0	370	2.5	2.620	3.640 (max.)
43-101665-11	45	3.0	370	2.0	2.125	4.920
43-26271-51	40	7.5	370	2.0	2.125	3.750
43-101665-61	40	7.5	440	2.5	2.625	4.750
43-26271-46	40	10.0	370	2.0	2.125	3.750
43-25133-23	40	10.0	440	2.5	2.620	3.750 (max.)
43-101665-34	45	3.0	370	2.5	2.600	3.350
43-25133-05	45	3.0	370	2.5	2.620	3.640 (max.)
43-101665-11	45	3.0	370	2.0	2.125	4.920
43-25133-15	45	3.0	440	2.5	2.620	4.250 (max.)
43-25133-06	45	5.0	370	2.0	2.120	3.875 (max.)
43-25133-16	45	5.0	440	2.5	2.620	4.250 (max.)
43-101665-52	45	7.5	370	2.0	2.100	3.940
43-101665-62	45	7.5	440	2.5	2.625	4.750
43-26271-48	45	10.0	370	2.0	2.125	3.750
43-25133-24	45	10.0	440	2.5	2.620	4.330 (max.)
43-25133-07	50	3.0	370	2.5	2.620	3.350 (max.)
43-25133-25	50	5.0	370	2.5	2.620	3.640 (max.)
43-25133-26	50	5.0	440	2.5	2.620	3.940 (max.)
43-25133-38	50	7.5	370	2.5	2.620	4.920 (max.)
43-25133-27	50	10.0	370	2.5	2.620	3.940 (max.)

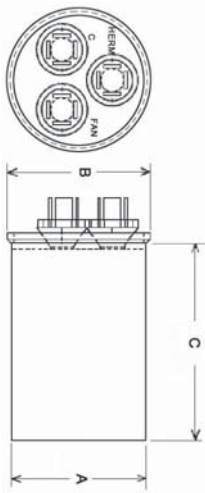
(continued on next page)

CAPACITORS

DUAL ROUND CAPACITORS



PROTECH/OEM Dual Round Capacitors – CONTINUED



PART NO	CAPACITANCE (1) (uF)	CAPACITANCE (2) (uF)	VOLTAGE (VAC)	DIMENSIONS A (IN)	DIMENSIONS B (IN)	DIMENSIONS C (IN)
43-25133-28	55	3.0	370	2.5	2.620	4.000 (max.)
43-25133-08	55	5.0	370	2.5	2.620	3.480 (max.)
43-25133-17	55	5.0	440	2.5	2.650	4.200 (max.)
43-25133-39	55	7.5	370	2.5	2.620	3.940 (max.)
43-25133-29	55	10.0	370	2.5	2.620	3.750 (max.)
43-25133-09	60	3.0	370	2.5	2.620	3.750 (max.)
43-25133-10	60	5.0	370	2.5	2.620	3.750 (max.)
43-25133-30	60	5.0	440	2.5	2.620	4.750 (max.)
43-25133-31	60	10.0	370	2.5	2.620	3.750 (max.)
43-25133-37	60	10.0	440	2.5	2.620	3.940 (max.)
43-26271-49	70	3.0	370	2.5	2.625	3.750
43-25133-32	70	5.0	370	2.5	2.620	4.130 (max.)
43-101665-59	70	5.0	440	2.5	2.600	4.810
43-101665-53	70	7.5	370	2.5	2.625	3.940
43-26271-47	70	10.0	370	2.5	2.620	3.750
43-101665-58	70	10.0	440	2.5	2.600	4.810
43-25133-33	80	5.0	370	2.5	2.620	4.350 (max.)
43-25133-34	80	10.0	370	2.5	2.620	3.940 (max.)

Wholesale Dual Round Capacitors

- Certified to the highest level of UL 810; tested and approved for 5,000 AFC
- Can size may vary to allow competitive sourcing – allowing us to bring you the best capacitor at the best possible price!

PART NO	CAPACITANCE (1) (uF)	CAPACITANCE (2) (uF)	VOLTAGE (VAC)
43-25141-02	25	7.5	370
43-25141-04	25	7.5	440
43-25141-05	30	7.5	440
43-25141-06	35	7.5	440
43-25141-03	40	7.5	370
43-25141-07	40	7.5	440
43-25141-09	45	7.5	370
43-25141-10	50	7.5	440
43-25141-11	55	7.5	440
43-25141-08	60	7.5	440
43-25141-01	80	7.5	370
43-25141-13	80	7.5	440

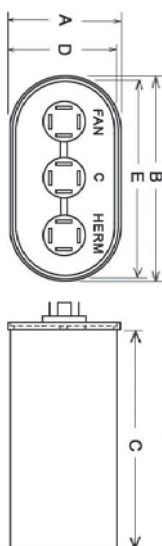
CAPACITORS

DUAL OVAL CAPACITORS



PROTECH/OEM Dual Oval Capacitors

- Certified to the highest level of UL 810; tested and approved for 5,000 AFC
- Exact OEM fit for Rheem, Ruud, and WeatherKing equipment when selected from unit parts lists



PART NO	CAPACITANCE (1) (uF)	CAPACITANCE (2) (uF)	VOLTAGE (VAC)	DIMENSIONS A (IN)	DIMENSIONS B (IN)	DIMENSIONS C (IN)	DIMENSIONS D (IN)	DIMENSIONS E (IN)
43-25135-23	20	3.0	370	1.890	2.900	2.950 (max.)	1.770	2.780
43-25135-15	25	3.0	370	1.890	2.900	2.950 (max.)	1.770	2.780
43-25135-09	25	5.0	440	1.890	2.900	3.940 (max.)	1.770	2.780
43-25135-16	30	3.0	370	1.890	2.900	3.940 (max.)	1.770	2.780
43-25135-02	30	5.0	370	1.890	2.900	3.940 (max.)	1.770	2.780
43-25135-10	30	5.0	440	1.890	2.900	3.940 (max.)	1.770	2.780
43-25135-17	35	3.0	370	1.890	2.900	3.940 (max.)	1.770	2.780
43-25135-24	35	3.0	440	1.890	2.900	4.920 (max.)	1.770	2.780
43-25135-03	35	5.0	370	1.890	2.900	3.940 (max.)	1.770	2.780
43-25135-18	35	5.0	440	1.890	2.900	4.920 (max.)	1.770	2.780
43-25135-20	40	3.0	440	1.890	2.900	4.920 (max.)	1.770	2.780
43-25135-04	40	5.0	370	1.890	2.900	3.940 (max.)	1.770	2.780
43-25135-21	40	5.0	440	1.890	2.900	4.920 (max.)	1.770	2.780
43-25135-11	40	7.5	440	1.890	2.900	4.000 (max.)	1.770	2.780
43-25135-25	45	3.0	440	1.890	2.900	4.920 (max.)	1.770	2.780
43-25135-05	45	5.0	370	1.890	2.900	3.940 (max.)	1.770	2.780
43-25135-12	45	5.0	440	1.890	2.900	4.920 (max.)	1.770	2.780
43-25135-26	50	5.0	370	1.890	2.900	4.920 (max.)	1.770	2.780
43-25135-27	50	5.0	440	1.970	3.670	5.750 (max.)	1.850	3.550
43-25135-28	55	5.0	370	1.890	2.900	4.920 (max.)	1.770	2.780
43-22362-20	55	5.0	370	1.970	3.670	5.880	1.850	3.550
43-25135-22	55	5.0	440	1.970	3.670	3.940 (max.)	1.850	3.550
43-25135-06	55	7.5	370	1.890	2.900	4.920 (max.)	1.770	2.780
43-25135-13	55	10.0	440	1.970	3.670	5.750 (max.)	1.850	3.550
43-25135-29	60	5.0	370	1.970	3.670	4.680 (max.)	1.850	3.550
43-25135-07	60	7.5	370	1.970	3.670	3.620 (max.)	1.850	3.550
43-25135-08	60	10.0	370	1.970	3.670	3.940 (max.)	1.850	3.550
43-25135-30	70	5.0	370	1.970	3.670	4.680 (max.)	1.850	3.550

Wholesale Dual Oval Capacitors

- Certified to the highest level of UL 810; tested and approved for 5,000 AFC
- Can size may vary to allow competitive sourcing – allowing us to bring you the best capacitor at the best possible price!

PART NO	CAPACITANCE (1) (uF)	CAPACITANCE (2) (uF)	VOLTAGE (VAC)
43-25139-10	25	3	370
43-25139-01	25	5	370
43-25139-06	25	5	440
43-25139-11	30	3	370
43-25139-02	30	5	370
43-25139-07	30	5	440
43-25139-12	35	3	370
43-25139-18	35	3	440
43-25139-03	35	5	370
43-25139-13	35	5	440
43-25139-14	40	3	370
43-25139-15	40	3	440

(continued on next page)

CAPACITORS

DUAL OVAL CAPACITORS



Wholesale Dual Oval Capacitors – CONTINUED

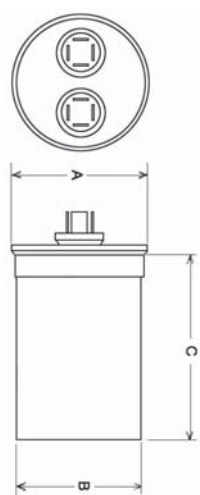
PART NO	CAPACITANCE (1) (µF)	CAPACITANCE (2) (µF)	VOLTAGE (VAC)
43-25139-04	40	5	370
43-25139-16	40	5	440
43-25139-09	45	3	370
43-25139-19	45	3	440
43-25139-05	45	5	370
43-25139-08	45	5	440
43-25139-20	50	5	370
43-25139-21	50	5	440
43-25139-22	55	5	370
43-25139-17	55	5	440
43-25139-23	60	5	370
43-25139-24	70	5	370

SINGLE ROUND CAPACITORS



PROTECH/OEM Single Round Capacitors

- Certified to the highest level of UL 810; tested and approved for 5,000 AFC
- Exact OEM fit for Rheem, Ruud, and WeatherKing equipment when selected from unit parts lists



PART NO	CAPACITANCE (1) (µF)	VOLTAGE (VAC)	DIMENSIONS A (IN)	DIMENSIONS B (IN)	DIMENSIONS C (IN)
43-25136-20	3.0	440	1.890	1.770	2.170 (max.)
43-25136-21	4.0	440	1.890	1.770	2.170 (max.)
43-101666-59	5.0	370	2.120	2.000	2.625 (max.)
43-25136-03	5.0	370	1.890	1.770	2.170 (max.)
43-101666-65	5.0	440	2.120	2.000	2.440 (max.)
43-25136-22	5.0	440	1.890	1.770	2.170 (max.)
43-25136-23	6.0	440	1.890	1.770	2.170 (max.)
43-25136-05	7.5	370	1.890	1.770	2.170 (max.)
43-101666-64	7.5	370	2.120	2.000	2.435 (max.)
43-25136-24	7.5	440	1.890	1.770	2.170 (max.)
43-25136-06	10.0	370	1.890	1.770	2.170 (max.)
43-101666-60	10.0	370	2.120	2.000	2.625 (max.)
43-25136-25	10.0	440	1.890	1.770	2.170 (max.)
43-25136-07	12.5	370	1.890	1.770	2.170 (max.)
43-25136-26	12.5	440	1.890	1.770	2.560 (max.)
43-25136-08	15.0	370	1.890	1.770	2.380 (max.)
43-25136-27	15.0	440	1.890	1.770	2.560 (max.)
43-25136-09	20.0	370	2.120	2.000	2.560 (max.)
43-25136-28	20.0	440	1.890	1.770	2.950 (max.)
43-25136-40	20.0	440	2.620	2.500	5.000 (max.)
43-25136-10	25.0	370	2.120	2.000	2.940 (max.)
43-25136-29	25.0	440	1.890	1.770	3.940 (max.)
43-25136-11	30.0	370	2.120	2.000	3.940 (max.)
43-101666-66	30.0	440	2.120	2.000	3.060 (max.)
43-25136-30	30.0	440	1.890	1.770	3.940 (max.)
43-25136-12	35.0	370	2.120	2.000	3.940 (max.)
43-101666-23	35.0	440	2.090	1.970	4.920 (max.)
43-25136-31	35.0	440	2.620	2.500	3.940 (max.)
43-25136-13	40.0	370	2.120	2.000	3.940 (max.)
43-101666-25	40.0	440	2.090	1.970	4.920 (max.)
43-25136-32	40.0	440	2.620	2.500	3.940 (max.)

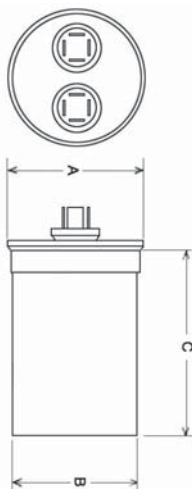
(continued on next page)

CAPACITORS

SINGLE ROUND CAPACITORS



PROTECH/OEM Single Round Capacitors - CONTINUED



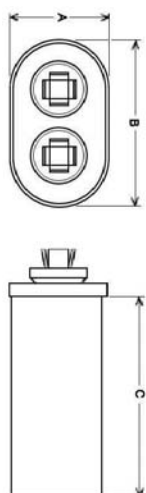
PART NO	CAPACITANCE (1) (uF)	VOLTAGE (VAC)	DIMENSIONS A (IN)	DIMENSIONS B (IN)	DIMENSIONS C (IN)
43-101666-37	45	370	2.090	1.970	4.920 (max.)
43-25136-33	45	440	2.620	2.500	4.750 (max.)
43-101666-68	45	440	2.120	2.000	4.060 (max.)
43-25136-43	45	440	2.620	2.500	7.630 (max.)
43-25136-34	50	440	2.620	2.500	3.880 (max.)
43-25136-35	55	440	2.620	2.500	3.940 (max.)
43-25136-16	60	370	2.620	2.500	4.920 (max.)
43-25136-46	65	440	2.620	2.500	3.990 (max.)
43-25136-17	70	370	2.620	2.500	4.920 (max.)
43-101666-69	70	440	2.620	2.500	4.060 (max.)
43-25136-18	80	370	2.620	2.500	5.120 (max.)
43-25136-19	90	370	2.620	2.500	5.870 (max.)

SINGLE OVAL CAPACITORS



PROTECH/OEM Single Oval Capacitors

- Certified to the highest level of UL 810; tested and approved for 5,000 AFC
- Exact OEM fit for Rheem, Ruud, and WeatherKing equipment when selected from unit parts lists



PART NO	CAPACITANCE (1) (uF)	VOLTAGE (VAC)	DIMENSIONS A (IN)	DIMENSIONS B (IN)	DIMENSIONS C (IN)
43-25134-01	3.0	370	1.310	2.160	2.630 (max.)
43-25134-27	4.0	370	1.310	2.160	1.690 (max.)
43-25134-32	4.0	440	1.310	2.160	2.950 (max.)
43-25134-02	5.0	370	1.310	2.160	2.630 (max.)
43-25134-21	5.0	440	1.310	2.160	2.850 (max.)
43-25134-28	6.0	370	1.310	2.160	3.500 (max.)
43-25134-35	6.0	370	1.310	2.160	2.000 (max.)
43-25134-03	7.5	370	1.310	2.160	2.630 (max.)
43-25134-33	7.5	440	1.310	2.160	2.880 (max.)
43-25134-04	10.0	370	1.310	2.160	2.880 (max.)
43-25134-22	10.0	440	1.310	2.160	3.880 (max.)
43-25134-05	12.5	370	1.310	2.160	3.810 (max.)
43-25134-06	15.0	370	1.310	2.160	4.250 (max.)
43-25134-23	15.0	440	1.310	2.160	4.750 (max.)
43-25134-07	20.0	370	1.310	2.160	5.750 (max.)
43-25134-24	20.0	440	1.910	2.910	3.865 (max.)
43-100496-49	25.0	440	1.310	2.160	5.000
43-25134-25	25.0	440	1.910	2.910	3.880 (max.)
43-25134-09	30.0	370	1.910	2.910	3.940 (max.)
43-25134-26	30.0	440	1.910	2.910	4.040 (max.)
43-25134-10	35.0	370	1.910	2.910	3.940 (max.)
43-25134-11	35.0	440	1.910	2.910	4.180 (max.)
43-25134-13	40.0	440	1.910	2.910	3.940 (max.)
43-25134-15	45.0	440	1.970	3.660	3.175 (max.)
43-25134-18	50.0	370	1.910	2.910	4.140 (max.)
43-25134-20	50.0	440	1.970	3.660	3.350 (max.)
43-25134-19	55.0	370	1.910	2.910	4.660 (max.)
43-25134-16	55.0	440	1.970	3.660	3.350 (max.)
43-25134-34	60.0	440	1.970	3.660	3.940 (max.)
43-25134-30	70.0	370	1.970	3.660	3.350 (max.)
43-25134-31	80.0	370	1.970	3.660	3.940 (max.)

CAPACITORS

SINGLE OVAL CAPACITORS



Wholesale Single Oval Capacitors

- Certified to the highest level of UL 810; tested and approved for 5,000 AFC
- Can size may vary to allow competitive sourcing – allowing us to bring you the best capacitor at the best possible price!

PART NO	CAPACITANCE (uF)	VOLTAGE (VAC)
43-25138-01	20	370
43-25138-10	20	440
43-25138-02	25	370
43-25138-11	25	440
43-25138-03	30	370
43-25138-12	30	440
43-25138-04	35	370
43-25138-05	35	440
43-25138-06	40	370
43-25138-07	40	440
43-25138-08	45	370
43-25138-09	45	440

START CAPACITORS



- Phenolic case
- 15 ohm bleed resistor

PART NO	CAPACITANCE (uF)	VOLTAGE (VAC)	START KIT CAPACITOR CODE	DIAMETER (IN)	LENGTH (IN)
43-17075-14	243-292	250	—	1.813	4.375
43-17075-10	145-175	250	8	1.813	3.375
43-17075-03	135-155	330	2	1.813	4.375
43-17075-11	145-175	330	9	1.813	4.375
43-17075-05	189-227	330	3	2.062	4.375
43-17075-06	233-280	330	5	2.563	4.375
43-17075-12	161-193	250	10	1.813	3.375
43-17075-04	88-106	330	1	1.813	3.375
43-17075-07	270-324	330	4	2.563	4.375
43-17075-13	189-227	250	11	1.813	3.375
43-17075-01	72-88	330	7	1.813	3.375

AMRAD MADE IN USA CAPACITORS



- Made and assembled in Palm Coast, FL
- Suitable to replace 370V & 440V applications
- Oil-filled with a patented non-PCB oil

- 5-year limited warranty
- Certified to the highest level of UL 810; tested and approved for 10,000 AFC

AmRad USA Dual Round Capacitors



PART NO	CAPACITANCE (1) (uF)	CAPACITANCE (2) (uF)	VOLTAGE (VAC)
USA2220B			
USA2227BA	30	3.0	440
USA2226	30	5.0	440
USA2226BA	35	3.0	440
USA2227	35	5.0	440
USA2291	35	7.5	440
USA2274	40	3.0	440
USA2235	40	5.0	440
USA2232	40	7.5	440
USA2232A	40	10.0	440

(continued on next page)

CAPACITORS

AMRAD MADE IN USA CAPACITORS

AmRad USA Dual Round Capacitors - CONTINUED



PART NO	CAPACITANCE (1) (uF)	CAPACITANCE (2) (uF)	VOLTAGE (VAC)
USA2236	45	5.0	440
USA2234	45	10.0	440
USA2237	50	5.0	440
USA2240	55	5.0	440
USA2221BA	60	10.0	440
USA2223B	80	7.5	440

AmRad USA Single Round Capacitors

PART NO	CAPACITANCE (uF)	VOLTAGE (VAC)
USA2212		
USA2211	20	440

AmRad USA Single Oval Capacitors

PART NO	CAPACITANCE (uF)	VOLTAGE (VAC)
USA2028	4.0	440
USA2029	5.0	440
USA2031	7.5	440
USA2035	10.0	440
USA2209	15.0	440

TURBO 200 FAMILY CAPACITORS



There are over 200 different dual value motor-run capacitors used in air conditioning service work, and it is almost impossible to carry all of these on a truck. With the Turbo 200 and Turbo 200X universal replacement capacitors, you'll always have the correct dual value motor-run capacitor when you need it! The Turbo200 is manufactured using patented capacitor technology, which allows a metalized film capacitor to be "tapped" with a built-in common or ground connection and eliminates the necessity of separate

capacitors or packaging two or more capacitors in one can.

- Certified to the highest level of UL 810; tested and approved for 10,000 AFC
- Offers the same high reliability as other single and dual run capacitors
- Enclosed in metal can; internally protected, fluid-filled motor run capacitor
- Takes the guesswork out of inventory purchases; eliminates the need for 98% of motor run capacitor inventory

Turbo200

The Turbo200 motor-run capacitor has a capacitance range of 2.5 - 65.0 uF, and is rated for use up to 440V. Replaces more than 200 dual capacitors used for HVAC and maintenance work.



PART NO	DESCRIPTION
439100	Turbo200 Capacitor

Turbo200X

The Turbo200X motor-run capacitor and has a capacitance range of 2.5 - 97.5 uF, and is rated for up to 440V. Replaces many of the higher range of capacitors used in scroll compressors and higher efficiency A/C units.



PART NO	DESCRIPTION
439101	Turbo200X Capacitor

CAPACITORS

TURBO 200 FAMILY CAPACITORS

Turbo200 MINI

The Turbo MINI motor-run capacitor has a capacitance range of 2.5 - 15 µF, and is rated for up to 440V. Permanent replacement for up to fourteen popular “fan-sized” values.



PART NO	DESCRIPTION
439102	Turbo200 MINI Capacitor

Turbo200 MINI Oval

Replaces 2.5 µF, 3 µF, 4 µF, 5 µF, 7.5 µF, 10 µF, 12.5 µF and 15 µF capacitors for both 370 and 440V applications.



PART NO	DESCRIPTION
PD439104	Turbo200 MINI Capacitor - Oval

Turbolytic50 Start Capacitor

The Turbolytic50 motor-start capacitor has a capacitance range of 21-324 µF, and is rated for use at 125-330V.



PART NO	DESCRIPTION
Turbolytic50	Universal Motor Start Capacitor - 302/330 MFD

TurboMeter

See the dual values develop simultaneously on the screen as you create the ratings needed.



PART NO	DESCRIPTION
439103	TurboMeter (DSC)

CONTACTORS

CONTACTORS – SINGLE POLE

Contactors – PROTECH/OEM (Single Pole)



Qualified OEM replacements for Rheem, Ruud, and WeatherKing equipment when selected from unit parts lists.



PART NO	COIL VOLTAGE (VAC)	MOTOR FLA RATING @230V (A)	MOTOR LRA RATING @230V (A)	RESISTIVE RATING @230V (A)	MOTOR FLA RATING @460V (A)	MOTOR LRA RATING @460V (A)	RESISTIVE RATING @460V (A)	MOTOR FLA RATING @575V (A)	MOTOR LRA RATING @575V (A)	RESISTIVE RATING @575V (A)	AUXILIARY CONTACTOR
42-25101-01	24	32	180	40	32	150	40	32	120	40	—
42-25101-03	24	40	240	50	40	200	50	40	160	50	—
42-25101-07	0,120	32	180	40	32	150	40	32	120	40	—
42-25101-02	208,230	32	180	40	32	150	40	32	120	40	—
42-25101-04	208,230	40	240	50	40	200	50	40	160	50	—

Contactors – Wholesale (Single Pole)

- Competitively sourced to bring you the quality contactors at the best possible price!
- Includes manual test switch; minimum two quick connect shunt terminals at each power terminal

PART NO	COIL VOLTAGE (VAC)	MOTOR FLA RATING @230V (A)	MOTOR LRA RATING @230V (A)	RESISTIVE RATING @230V (A)	MOTOR FLA RATING @460V (A)	MOTOR LRA RATING @460V (A)	RESISTIVE RATING @460V (A)	MOTOR FLA RATING @575V (A)	MOTOR LRA RATING @575V (A)	RESISTIVE RATING @575V (A)	AUXILIARY CONTACTOR
425066	24	30	180	40	30	150	40	30	120	40	—

CONTACTORS

CONTACTORS – TWO POLE



Contactors – PROTECH/OEM (Two Pole)



Qualified OEM replacements for Rheem, Ruud, and WeatherKing equipment when selected from unit parts lists.

PART NO	COIL VOLTAGE (VAC)	MOTOR FLA RATING @230V (A)	MOTOR LRA RATING @230V (A)	RESISTIVE RATING @230V (A)	MOTOR FLA RATING @460V (A)	MOTOR LRA RATING @460V (A)	RESISTIVE RATING @460V (A)	MOTOR FLA RATING @575V (A)	MOTOR LRA RATING @575V (A)	RESISTIVE RATING @575V (A)	AUXILIARY CONTACTOR
42-102289-01	24	30	180	40	30	150	40	30	120	40	SPDT-NO/NC
42-25102-01	24	32	180	40	32	150	40	32	120	40	—
42-42139-13	24	40	240	50	40	200	50	40	120	50	—
42-25102-05	120	32	180	40	32	150	40	32	120	40	—
42-25102-02	208,230	32	180	40	32	150	40	32	120	40	—
42-25102-04	208,230	40	240	50	40	200	50	40	160	50	—

Contactors – Wholesale (Two Pole)

- Competitively sourced to bring you the quality contactors at the best possible price!
- Includes manual test switch; minimum two quick connect shunt terminals at each power terminal

PART NO	COIL VOLTAGE (VAC)	MOTOR FLA RATING @230V (A)	MOTOR LRA RATING @230V (A)	RESISTIVE RATING @230V (A)	MOTOR FLA RATING @460V (A)	MOTOR LRA RATING @460V (A)	RESISTIVE RATING @460V (A)	MOTOR FLA RATING @575V (A)	MOTOR LRA RATING @575V (A)	RESISTIVE RATING @575V (A)	AUXILIARY CONTACTOR
425068	24	30	180	40	30	150	40	30	120	40	—
425069	24	40	240	50	40	200	50	40	120	50	—

CONTACTORS – THREE POLE



Contactors – PROTECH/OEM (Three Pole)



Qualified OEM replacements for Rheem, Ruud, and WeatherKing equipment when selected from unit parts lists.

PART NO	COIL VOLTAGE (VAC)	MOTOR FLA RATING @230V (A)	MOTOR LRA RATING @230V (A)	RESISTIVE RATING @230V (A)	MOTOR FLA RATING @460V (A)	MOTOR LRA RATING @460V (A)	RESISTIVE RATING @460V (A)	MOTOR FLA RATING @575V (A)	MOTOR LRA RATING @575V (A)	RESISTIVE RATING @575V (A)	AUXILIARY CONTACTOR
42-102664-14	24	32	180	40	32	150	40	32	120	40	SPST-NC
42-25103-01	24	32	180	40	32	150	40	32	120	40	—
42-102664-19	24	40	240	50	40	200	50	40	160	50	SPST-NC
42-25103-03	24	40	240	50	40	200	50	40	160	50	—
42-25103-05	24	50	300	63	50	250	63	50	200	63	—
42-102664-17	24	50	300	63	50	250	63	50	200	63	SPDT-NO/NC
42-102664-21	24	60	360	75	60	300	75	60	240	75	—
42-42661-01	24	75	450	93	75	375	93	75	300	93	—
42-25103-07	120	32	180	40	32	150	40	32	120	40	—
42-25103-02	208,230	32	180	40	32	150	40	32	120	40	—
42-25103-04	208,230	40	240	50	40	200	50	40	160	50	—
42-25103-06	208,230	50	300	63	50	250	63	50	200	63	—
42-40594-07	208,220,230	90	540	120	90	450	120	90	360	120	—

Contactors – Wholesale (Three Pole)

- Competitively sourced to bring you the quality contactors at the best possible price!
- Includes manual test switch; minimum two quick connect shunt terminals at each power terminal

PART NO	COIL VOLTAGE (VAC)	MOTOR FLA RATING @230V (A)	MOTOR LRA RATING @230V (A)	RESISTIVE RATING @230V (A)	MOTOR FLA RATING @460V (A)	MOTOR LRA RATING @460V (A)	RESISTIVE RATING @460V (A)	MOTOR FLA RATING @575V (A)	MOTOR LRA RATING @575V (A)	RESISTIVE RATING @575V (A)	AUXILIARY CONTACTOR
425070	24	40	240	50	40	200	50	40	160	50	—

CONTACTOR REPLACEMENT



SureSwitch Contactor Replacement

- Up to five times longer life compared to traditional mechanical contactors
- Microprocessor control nearly eliminates contact welding and pitting
- Sealed to keep out ants and debris
- Protects compressor from brownouts and short cycling
- Short cycle protection, 0 or 180 seconds (selectable)
- Tricolor diagnostic LED displays
- Zero chatter latching relay
- Random start delay on power up and brownout recovery
- Compressor test and cycle count by pushbutton
- Four-hole mounting matches mechanical contactors

**White
Rodgers**

PART NO	COIL VOLTAGE (VAC)	MOTOR FLA RATING AT 230V (A)	MOTOR LRA RATING AT 230V (A)
49P11-843	24	30	150

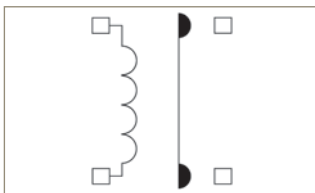
CONTROL RELAYS



CONTROL RELAYS – SEALED CASE

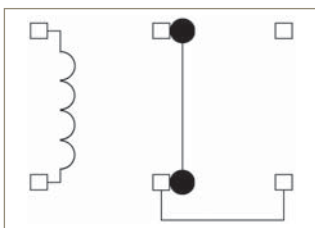
PROTECH

Control Relays – Sealed Case (SPST-NO)



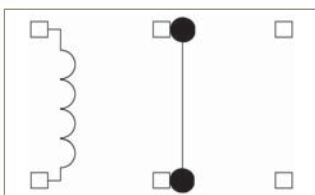
PART NO	CONTACT BIAS	COIL VOLTAGE (VAC)	FLA @120V (A)	FLA @230V (A)	LRA @120V (A)	LRA @230V (A)
42-25104-01	NO	24	12	8	60	48
42-21571-08	NO	24	12	8	60	48
42-25104-02	NO	208, 230	12	8	60	48
42-101208-02	NO	208, 230	12	8	60	48
42-25104-09	NO	120	12	8	60	48

Control Relays – Sealed Case (SPDT)



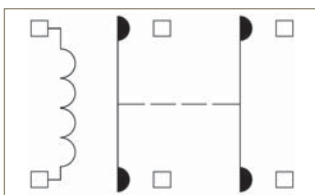
PART NO	CONTACT BIAS	COIL VOLTAGE (VAC)	FLA @120V (A)	FLA @230V (A)	LRA @120V (A)	LRA @230V (A)
42-25104-07	NO / NC	120	14	8	84	48
90295Q	NO / NC	208, 230	—	8	—	18
42-25104-08	NO / NC	230	14	8	84	48
42-25104-06	NO / NC	24	14	8	84	48

Control Relays – Sealed Case (DPST-NO/NC)



PART NO	CONTACT BIAS	COIL VOLTAGE (VAC)	FLA @120V (A)	FLA @230V (A)	LRA @120V (A)	LRA @230V (A)
42-25104-04	NC / NO	120	12	8	60	48
PD425117	NC / NO	24	12	8	60	48
42-25104-03	NC / NO	24	12	8	60	48

Control Relays – Sealed Case (DPST-NO/NO)

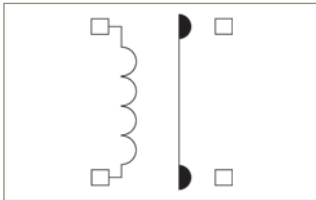


PART NO	CONTACT BIAS	COIL VOLTAGE (VAC)	FLA @120V (A)	FLA @230V (A)	LRA @120V (A)	LRA @230V (A)
42-101754-01	NO / NO	120	1	2-1/2	25.3	110

CONTROL RELAYS

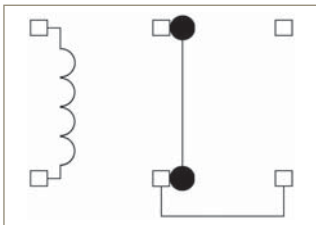


CONTROL RELAYS – SMALL SEALED CASE



Control Relays – Small Sealed Case (SPST-NO)

PART NO	CONTACT BIAS	COIL VOLTAGE (VAC)	HORSEPOWER RATING @120V (HP)	HORSEPOWER RATING @230V (HP)
42-101208-03	NO	230	—	2

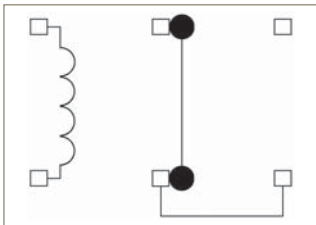


Control Relays – Small Sealed Case (SPDT)

PART NO	CONTACT BIAS	COIL VOLTAGE (VAC)	HORSEPOWER RATING @120V (HP)	HORSEPOWER RATING @230V (HP)
42-23114-06	NO / NC	24	1 (NO), 1/4 (NC)	2 (NO), 1/2 (NC)

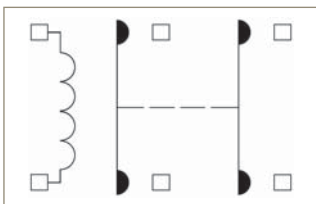


CONTROL RELAYS – OPEN COIL



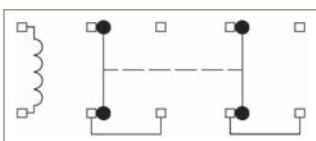
Control Relays – Open Coil (SPDT)

PART NO	CONTACT BIAS	COIL VOLTAGE (VAC)	FLA @120V (A)	FLA @230V (A)	LRA @120V (A)	LRA @230V (A)
42-23114-02	NO / NC	24	12.0	6.0	60.0	35.0
42-19736-02	NO / NC	24	12.0	6.0	72.0	36.0
42-102234-01	NO / NC	24	13.8	6.9	82.8	41.4



Control Relays – Open Coil (DPST- NO/NO)

PART NO	CONTACT BIAS	COIL VOLTAGE (VAC)	FLA @120V (A)	FLA @230V (A)	LRA @120V (A)	LRA @230V (A)
42-19737-01	NO / NO	24	12	6	72	36



Control Relays – Open Coil (DPDT)

PART NO	CONTACT BIAS	COIL VOLTAGE (VAC)	FLA @120V (A)	FLA @230V (A)	LRA @120V (A)	LRA @230V (A)
42-18287-12	NO / NC (2)	24	12.0	6.0	60.0	35.0
42-25106-01	NO / NC (2)	24	13.8	6.9	82.8	41.4
42-25106-03	NO / NC (2)	208, 230	12.0	6.0	60.0	30.0
42-19736-86	NO / NC (2)	208, 230	12.0	6.0	72.0	36.0
42-25106-02	NO / NC (2)	120	13.8	6.9	82.8	41.4

START RELAYS



Start Relays – Potential Type



PART NO	HOT PICKUP (V)	COLD PICKUP (V)	DROPOUT (V)	MAX CONT COIL VOLTAGE (V)	START KIT RELAY CODE
42-18282-35	140-150	132-148	40-90	332	F
42-18282-26	140-150	133-142	40-90	332	—
42-18282-57	150-160	140-150	35-77	253	—
42-25105-01	170-180	162-175	40-90	336	A
42-18282-52	180-190	170-180	40-90	332	—
42-18282-36	180-190	171-185	55-115	383	G
42-18282-31	190-200	180-190	40-90	332	—
42-25105-02	190-200	180-195	60-135	395	B
42-100491-11	190-200	189-205	60-130	450	R
42-18282-30	220-240	205-324	40-90	332	K
42-18282-53	220-240	210-230	40-90	332	—
42-100491-54	240-260	224-252	40-90	332	P
42-100491-15	240-260	218-243	60-121	420	C
42-100491-19	260-280	239-268	60-135	500	D
42-25105-05	320-340	295-324	60-135	495	J

DEFROST RELAYS



Defrost Relays



PART NO	COIL VOLTAGE	NO OF DPDT CONTACTS	NO OF SPST-NO CONTACTS	CONTACT BIAS
42-21518-81	21VDC	3	—	NO: 7-4,8-5,9-6; NC:7-1,8-2,9-3
42-21786-81	24VAC	2	1	NO: 7-4,8-5; NC: 7:1, 8:2, 9-3
425039	24VAC	3	—	NO: 7-4,8-5,9-6; NC:7-1,8-2,9-3

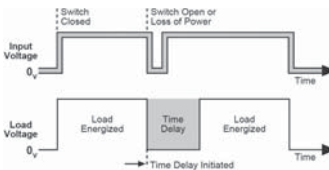
TIME DELAY RELAYS



Time Delay Relays – On Delay on Break (Anti-Short Cycle)



Upon application of power, the load is energized. When the control switch opens or there is loss of power, the load is de-energized and the delay period begins. The load will not start again during the delay period. Restart occurs after the delay period has elapsed. Common applications include protecting equipment from damage which may be caused by the rapid short cycling of compressors.



PART NO	TIME DELAY ADJUSTMENT	BREAK TIME DELAY (SECONDS)	BREAK TIME DELAY (MINUTES)	VOLTAGE RATING (VAC)	CURRENT RATING STEADY STATE(A)	ELECTRICAL CONNECTIONS
47-23433-93	Fixed	10	0.17	18-30	1.0	1/4 in. Quick Connects
RXMD-C04	Fixed	20	0.34	18-30	1.0	1/4 in. Quick Connects
42-22655-03	Fixed	30	0.50	18-30	1.5	1/4 in. Quick Connects
42-40560-03	Fixed	30	0.50	18-30	1.0	1/4 in. Quick Connects
47-23433-05	Fixed	45	0.75	18-30	1.0	1/4 in. Quick Connects
42-ICM200F	Fixed	180	3.00	18-30	1.5	Stripped Wire Leads
42-22655-02	Fixed	300	5.00	18-30	1.5	1/4 in. Quick Connects
42-ICM201F	Fixed	300	5.00	18-30	1.5	Stripped Wire Leads
42-ICM205	Fixed	42	5.00	18-30	1.5	1/4 in. Quick Connects
42-ICM201	Fixed	300	5.00	18-30	1.5	1/4 in. Quick Connects
ICM-203F	Variable	1.8-600	0.03-10	18-230	1.5	Stripped Wire Leads
42-ICM203	Variable	1.5-600	0.03-10	18-230	1.5	1/4 in. Quick Connects

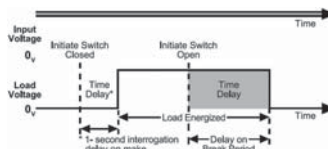
TIME DELAY RELAYS



Time Delay Relay – Off Delay on Break (Post Purge Timer)



Power must be applied before and during the time delay period. When the initiate contact closes, the load energizes and remains energized as long as the initiate contact is closed. The time delay begins when the initiate contact opens. At the end of the time delay period, the load is turned off. If the initiate contact recloses during the time delay period, the load remains energized and the time delay is reset to zero. Removal of input power during the delay turns off the load and resets the time delay to zero. A one second interrogation delay is provided to avoid nuisance trips. Common applications include control of the blower at the end of heating/cooling cycles to purge ducts of residual conditioned air.



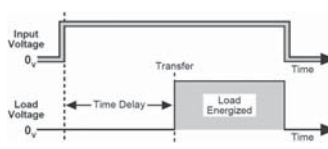
PART NO	TIME DELAY ADJUSTMENT	BREAK TIME DELAY (SECONDS)	BREAK TIME DELAY (MINUTES)	VOLTAGE RATING (VAC)	CURRENT RATING STEADY STATE (A)	ELECTRICAL CONNECTIONS
47-23433-02	Fixed	60	1.0	18-30	1	1/4 in. Quick Connects
47-ICM253	Variable	12 - 390	0.2 - 6.5	18-30	1	1/4 in. Quick Connects



Time Delay Relays – On Delay on Make (Staging)



When power is applied to the input, the time delay begins. After the time delay is complete, the load energizes. Common applications include staggering multiple motor loads to reduce power surges.



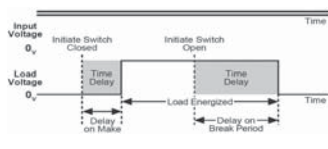
PART NO	TIME DELAY ADJUSTMENT	BREAK TIME DELAY (SECONDS)	BREAK TIME DELAY (MINUTES)	VOLTAGE RATING (VAC)	CURRENT RATING STEADY STATE (A)	ELECTRICAL CONNECTIONS
47-22288-04	Fixed	1200	20	18-30	1.0	1/4 in. Quick Connects
42-22906-01	Fixed	30	0.5	18-30	1.5	1/4 in. Quick Connects
42-ICM102FB	Variable	1.5 - 600	0.03 - 10	18-230	1.5	Stripped Wire Leads
42-ICM102	Variable	1.5 - 600	0.03 - 10	18-230	1.5	1/4 in. Quick Connects



Time Delay Relay – On Delay on Make/Off Delay on Break (Pre/Post Purge Timers)



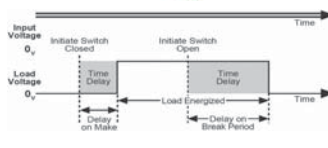
Power must be applied before and during the time delay period. When the initiate contact closes, the delay on make period begins. The load then energizes and remains energized as long as the initiate contact is closed. The delay on break period begins when the initiate contact opens. At the end of the time delay, the load is turned off. If the initiate contact recloses during the time delay, the load remains energized and the time delay is reset to zero. Removal of input power during the delay turns off the load and resets the time delay to zero. Common applications include control of the blower during heating/cooling cycles to let air reach proper temperature before turning on the blower, and to purge ducts of residual condition air.



PART NO	TIME DELAY ADJUSTMENT	MAKE TIME DELAY (SECONDS)	BREAK TIME DELAY (SECONDS)	MAKE TIME DELAY (MINUTES)	BREAK TIME DELAY (MINUTES)	VOLTAGE RATING (VAC)	CURRENT RATING STEADY STATE (A)	ELECTRICAL CONNECTIONS
42-41870-82	Fixed	50	100	0.83	1.67	18-30	1	1/4 in. Quick Connects
42-ICM254	Variable	1 - 180	12 - 390	0.02 - 3	0.2 - 6.5	18-30	1	1/4 in. Quick Connects



Time Delay Relay – On Delay on Make/Off Delay on Break (Pre/Post Purge Timer) – Board Mount



PART NO	TIME DELAY ADJUSTMENT	MAKE TIME DELAY (SECONDS)	BREAK TIME DELAY (SECONDS)	MAKE TIME DELAY (MINUTES)	BREAK TIME DELAY (MINUTES)	VOLTAGE RATING (VAC)	CURRENT RATING STEADY STATE (A)	ELECTRICAL CONNECTIONS
42-ICM255	Fixed	60	60	1	1	18-230	20	1/4 in. Quick Connects



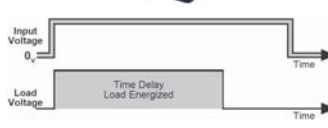
Time Delay Relay – Bypass Timer



- Designed to bypass a control or device during startup; typically used to bypass a low pressure switch during compressor heat pump startup or to bypass an oil pressure switch upon startup
- With power applied to the input, the load energized immediately and remains energized

for the length of the time delay, regardless of the state of the switch being bypassed

- Helps eliminate nuisance lockouts
- At the end of the time delay, the condition of the load is determined by the state of the switch

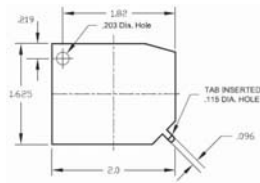


PART NO	TIME DELAY ADJUSTMENT	BYPASS TIME DELAY (SECONDS)	BYPASS TIME DELAY (MINUTES)	VOLTAGE RATING (VAC)	CURRENT RATING STEADY STATE (A)	ELECTRICAL CONNECTIONS
42-ICM175	Variable	10 - 1000	0.17 - 16.6	18-230	1	1/4 in. Quick Connects

SEQUENCERS



Sequencer (Flush Mount Plate w/Mounting Hole and Tab)



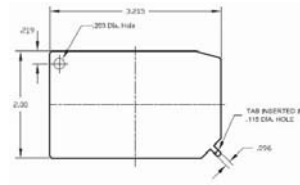
THERMODISC

PART NO	HEATER VOLTAGE (V)	CONTACT CONFIG	NUMBER OF POLES	ON TIME POLE 1 (SEC)	ON TIME POLE 2 (SEC)	OFF TIME POLE 1 (SEC)	OFF TIME POLE 2 (SEC)	MOTOR FLA @ 120V (A)	MOTOR LRA @ 120V (A)	MOTOR FLA @ 230V (A)	MOTOR LRA @ 230V (A)	RESISTIVE RATING @ 230V (A)	MOTOR FLA @ 460V (A)	MOTOR LRA @ 460V (A)	PILOT DUTY RATING @ 460V (VA)
42-22125-01	24	SPST - NC	1	1-120	—	40-100	—	Pole 1: 7	Pole 1: 42	Pole 1: 7	Pole 1: 42	Pole 1: 25	—	—	—
42-21593-04	24	SPST - NO	1	1-25	—	50-75	—	Pole 1: 14	Pole 1: 72	Pole 1: 7	Pole 1: 42	Pole 1: 25	Pole 1: 3	Pole 1: 18	Pole 1: 125
PD425047	24	SPST - NO	1	1-30	—	30-60	—	Pole 1: 14	Pole 1: 72	Pole 1: 7	Pole 1: 42	Pole 1: 25	Pole 1: 4	Pole 1: 24	Pole 1: 125
425088	24	SPST - NO	1	1-30	—	30-60	—	Pole 1: 14	Pole 1: 72	Pole 1: 7	Pole 1: 42	Pole 1: 25	Pole 1: 5	Pole 1: 30	Pole 1: 125
42-21593-05	24	SPST - NO	1	1-35	—	20-40	—	Pole 1: 14	Pole 1: 72	Pole 1: 8	Pole 1: 48	Pole 1: 25	Pole 1: 5	Pole 1: 30	Pole 1: 125
42-21593-02	24	SPDT - NO/NC	1	1-60	1-60	65-95	65-95	Contacts 1 to 3: 14 Contacts 1 to 2: 4.1	Contacts 1 to 3: 72 Contacts 1 to 2: 8	Contacts 1 to 3: 7 Contacts 1 to 2: 4.1	Contacts 1 to 3: 42 Contacts 1 to 2: 8	Contacts 1 to 3: 25 Contacts 1 to 2: 5	Contacts 1 to 3: 3	Contacts 1 to 3: 18	Contacts 1 to 3: 125 Contacts 1 to 2: 125
42-21593-03	24	SPST - NO	1	1-60	—	35-55	—	Pole 1: 14	Pole 1: 72	Pole 1: 7	Pole 1: 42	Pole 1: 25	Pole 1: 3	Pole 1: 18	Pole 1: 125
42-21593-01	24	SPST - NO	1	1-60	—	75-110	—	Pole 1: 14	Pole 1: 72	Pole 1: 7	Pole 1: 42	Pole 1: 25	Pole 1: 3	Pole 1: 18	Pole 1: 125
42-19813-01	24	SPST - NO	1	25-55	—	15-45	—	Pole 1: 12	Pole 1: 60	Pole 1: 12	Pole 1: 60	Pole 1: 25	—	—	—
425086	24	SPST - NO	1	25-80	—	50-100	—	Pole 1: 14	Pole 1: 72	Pole 1: 7	Pole 1: 42	Pole 1: 25	—	—	Pole 1: 125
42-21279-05	24	SPST - NO	1	50-90	—	1-20	—	Pole 1: 7	Pole 1: 42	Pole 1: 7	Pole 1: 42	Pole 1: 25	—	—	—
PD425118	24	DPST - NO	2	1-30	1-30	40-110	40-110	Pole 1: 14 Pole 2: 14	Pole 1: 72 Pole 2: 72	Pole 1: 7 Pole 2: 7	Pole 1: 42 Pole 2: 42	Pole 1: 25 Pole 2: 25	Pole 1: 4 Pole 2: 4	Pole 1: 24 Pole 2: 24	Pole 1: 125 Pole 2: 125
PD425078	24	DPST - NO	2	1-30	1-30	30-60	30-60	Pole 1: 14 Pole 2: 14	Pole 1: 72 Pole 2: 72	Pole 1: 7 Pole 2: 7	Pole 1: 42 Pole 2: 42	Pole 1: 25 Pole 2: 25	Pole 1: 4 Pole 2: 4	Pole 1: 24 Pole 2: 24	Pole 1: 125 Pole 2: 125
42-21279-06	24	DPST - NO	2	1-30	1-30	40-90	40-90	Pole 1: 7 Pole 2: 7	Pole 1: 42 Pole 2: 42	Pole 1: 7 Pole 2: 7	Pole 1: 42 Pole 2: 42	Pole 1: 25 Pole 2: 25	—	—	—
42-21279-02	24	DPST - NO	2	1-60	1-60	1-45	1-45	Pole 1: 7 Pole 2: 7	Pole 1: 42 Pole 2: 42	Pole 1: 7 Pole 2: 7	Pole 1: 42 Pole 2: 42	Pole 1: 25 Pole 2: 25	—	—	—
PD425119	24	DPST - NO	2	20-70	20-70	1-30	1-30	Pole 1: 14 Pole 2: 14	Pole 1: 72 Pole 2: 72	Pole 1: 7 Pole 2: 7	Pole 1: 42 Pole 2: 42	Pole 1: 25 Pole 2: 25	Pole 1: 4 Pole 2: 4	Pole 1: 24 Pole 2: 24	Pole 1: 125 Pole 2: 125
425079	24	DPST - NO	2	30-60	30-60	1-30	1-30	Pole 1: 14 Pole 2: 14	Pole 1: 72 Pole 2: 72	Pole 1: 7 Pole 2: 7	Pole 1: 42 Pole 2: 42	Pole 1: 25 Pole 2: 25	Pole 1: 4 Pole 2: 4	Pole 1: 24 Pole 2: 24	Pole 1: 125 Pole 2: 125
PD425128	24	DPST - NO	2	30-60	30-60	1-30	1-30	Pole 1: 14 Pole 2: 14	Pole 1: 72 Pole 2: 72	Pole 1: 7 Pole 2: 7	Pole 1: 42 Pole 2: 42	Pole 1: 25 Pole 2: 25	Pole 1: 4 Pole 2: 4	Pole 1: 24 Pole 2: 24	Pole 1: 125 Pole 2: 125
425089	24	DPST - NO	2	30-60	30-60	1-30	1-30	Pole 1: 14 Pole 2: 14	Pole 1: 72 Pole 2: 72	Pole 1: 7 Pole 2: 7	Pole 1: 42 Pole 2: 42	Pole 1: 25 Pole 2: 25	Pole 1: 5 Pole 2: 5	Pole 1: 30 Pole 2: 30	Pole 1: 125 Pole 2: 125
42-19813-03	24	DPST - NO	2	30-70	30-70	1-40	1-40	Pole 1: 10 Pole 2: 16	Pole 1: 60 Pole 2: 84	Pole 1: 5 Pole 2: 12	Pole 1: 30 Pole 2: 60	Pole 1: 25 Pole 2: 25	—	—	—
42-21279-07	24	DPST - NO	2	40-90	40-90	1-30	1-30	Pole 1: 7 Pole 2: 7	Pole 1: 42 Pole 2: 42	Pole 1: 7 Pole 2: 7	Pole 1: 42 Pole 2: 42	Pole 1: 25 Pole 2: 25	—	—	—
PD425121	24	TPST - NO	3	1-30	30-70	30-70	1-30	Pole 1: 7 Pole 2: 7 Pole 3: 7	Pole 1: 42 Pole 2: 42 Pole 3: 42	Pole 1: 7 Pole 2: 7 Pole 3: 7	Pole 1: 42 Pole 2: 42 Pole 3: 42	Pole 1: 25 Pole 2: 25 Pole 3: 25	Pole 1: 3 Pole 2: 3 Pole 3: 3	Pole 1: 18 Pole 2: 18 Pole 3: 18	Pole 1: 125 Pole 2: 125 Pole 3: 125
PD425126	24	TPST - NO	3	1-30	30-70	30-70	1-30	Pole 1: 7 Pole 2: 7 Pole 3: 7	Pole 1: 42 Pole 2: 42 Pole 3: 42	Pole 1: 7 Pole 2: 7 Pole 3: 7	Pole 1: 42 Pole 2: 42 Pole 3: 42	Pole 1: 25 Pole 2: 25 Pole 3: 25	Pole 1: 3 Pole 2: 3 Pole 3: 3	Pole 1: 18 Pole 2: 18 Pole 3: 18	Pole 1: 125 Pole 2: 125 Pole 3: 125
PD425120	24	TPST - NO	3	1-30	1-30	30-70	30-70	Pole 1: 7 Pole 2: 7 Pole 3: 7	Pole 1: 42 Pole 2: 42 Pole 3: 42	Pole 1: 7 Pole 2: 7 Pole 3: 7	Pole 1: 42 Pole 2: 42 Pole 3: 42	Pole 1: 25 Pole 2: 25 Pole 3: 25	Pole 1: 3 Pole 2: 3 Pole 3: 3	Pole 1: 18 Pole 2: 18 Pole 3: 18	Pole 1: 125 Pole 2: 125 Pole 3: 125
PD425125	24	TPST - NO	3	30-110	30-110	1-30	1-30	Pole 1: 7 Pole 2: 7 Pole 3: 7	Pole 1: 42 Pole 2: 42 Pole 3: 42	Pole 1: 7 Pole 2: 7 Pole 3: 7	Pole 1: 42 Pole 2: 42 Pole 3: 42	Pole 1: 25 Pole 2: 25 Pole 3: 25	Pole 1: 3 Pole 2: 3 Pole 3: 3	Pole 1: 18 Pole 2: 18 Pole 3: 18	Pole 1: 125 Pole 2: 125 Pole 3: 125
PD425127	24	TPST - NO	3	30-110	30-110	1-30	1-30	Pole 1: 7 Pole 2: 7 Pole 3: 7	Pole 1: 42 Pole 2: 42 Pole 3: 42	Pole 1: 7 Pole 2: 7 Pole 3: 7	Pole 1: 42 Pole 2: 42 Pole 3: 42	Pole 1: 25 Pole 2: 25 Pole 3: 25	Pole 1: 3 Pole 2: 3 Pole 3: 3	Pole 1: 18 Pole 2: 18 Pole 3: 18	Pole 1: 125 Pole 2: 125 Pole 3: 125
PD425122	24	TPST - NO	3	30-110	30-110	1-30	1-30	Pole 1: 7 Pole 2: 7 Pole 3: 7	Pole 1: 42 Pole 2: 42 Pole 3: 42	Pole 1: 7 Pole 2: 7 Pole 3: 7	Pole 1: 42 Pole 2: 42 Pole 3: 42	Pole 1: 25 Pole 2: 25 Pole 3: 25	Pole 1: 3 Pole 2: 3 Pole 3: 3	Pole 1: 18 Pole 2: 18 Pole 3: 18	Pole 1: 125 Pole 2: 125 Pole 3: 125

SEQUENCERS



Sequencers (Double Flush Mount Plate w/Mounting Hole and Tab)



THERMODISC

PART NO	HEATER VOLTAGE (V)	CONTACT CONFIG	NUMBER OF POLES	ON TIME POLE 1 (SEC)	ON TIME POLE 2 (SEC)	ON TIME POLE 3 (SEC)	ON TIME POLE 4 (SEC)	OFF TIME POLE 1 (SEC)	OFF TIME POLE 2 (SEC)	OFF TIME POLE 3 (SEC)	OFF TIME POLE 4 (SEC)	MOTOR FLA @ 230V (A)	MOTOR LRA @ 230V (A)	RESISTIVE RATING @ 230V (A)
42-21279-04	24	4PST - NO	4	1-110	1-110	1-110	1-110	1-110	1-110	1-110	1-110	Pole 1: 7 Pole 2: 7 Pole 3: 7 Pole 4: 7	Pole 1: 42 Pole 2: 42 Pole 3: 42 Pole 4: 42	Pole 1: 25 Pole 2: 25 Pole 3: 25 Pole 4: 25

DOOR SWITCHES



PART NO	ACTION	APPROX MOUNT HOLE HEIGHT (IN)	APPROX MOUNT HOLE WIDTH (IN)	APPROX OPERATING POSITION LENGTH (FROM FACE)(IN)	APPROX OVERTRAVEL POSITION LENGTH (FROM FACE)(IN)	APPROX RESET POSITION LENGTH (FROM FACE)(IN)	VOLTAGE RATING (VAC)	CURRENT RATING (A)
42-22692-08	Push Button	1-1/8	9/16	1-5/32 - 1-1/4	3/8	1-1/4	120 / 230	16.0 / 16.0
42-22692-06	Push Button	1-1/8	9/16	1-5/32 - 1-1/4	17/32	1-1/4	120 / 230	13.8 / 13.8
42-22692-09	Push Button	1-1/8	9/16	7/8 - 1	19/32	1-1/16	120 / 230	13.8 / 13.8
42-22692-07	Push Button	1-1/8	15/32	27/32 - 7/8	9/16	1-1/16	120 / 230	13.8 / 13.8
42-21554-88	Push Button	1-1/8	17/32	17/32 - 21/32	7/32	3/4	120 / 230	14.0 / 14.0
42-21268-04	Push Button	1-1/8	17/32	17/32 - 21/32	7/32	3/4	120 / 230	14.0 / 14.0
B4310407	Lever	1-1/8	15/32	3/8 - 1/2	1/4	13/32	120 / 230	20.0 / 10.0

ELECTRICAL CONNECTORS



Compressor Terminals (12-8 AWG)

PROTECH

PART NO	CONDUCTOR SIZE (AWG)	PACKAGE TYPE	QUANTITY PER PACKAGE
455015	12-8	Blister Pack	50



QUICK CONNECT TERMINAL ADAPTERS

PROTECH

Quick Connect Adapter – Female to Double Male (Chair Style)

PART NO	CONDUCTOR SIZE (AWG)	PACKAGE TYPE	QUANTITY PER PACKAGE
455016	1/4	Blister Pack	50



Quick Connect Adapter – Female to Double Male (Flat Style)

PART NO	CONDUCTOR SIZE (AWG)	PACKAGE TYPE	QUANTITY PER PACKAGE
455019	1/4	Blister Pack	50



Quick Connect Adapter – Female to Double Male (Piggyback Style)

PART NO	CONDUCTOR SIZE (AWG)	PACKAGE TYPE	QUANTITY PER PACKAGE
455017	1/4	Blister Pack	50



Quick Connect to Stud Adapter

PART NO	CONDUCTOR SIZE (AWG)	PACKAGE TYPE	QUANTITY PER PACKAGE
455018	1/4	Blister Pack	50

ELECTRICAL CONNECTORS



TWIST-ON WIRE CONNECTORS



Red Twist-On Wire Connectors (18-10 AWG)



PART NO	COLOR	CONDUCTOR SIZE (AWG)	PACKAGE TYPE	QUANTITY PER PACKAGE
455166	Red	18-10	Bag	500
455097	Red	18-10	Bag	100
PD455631	Red	18-10	Bag	50

Yellow Twist-On Wire Connectors (18-12 AWG)



PART NO	COLOR	CONDUCTOR SIZE (AWG)	PACKAGE TYPE	QUANTITY PER PACKAGE
455165	Yellow	18-12	Bag	500
455169	Yellow	18-12	Bag	100
PD455630	Yellow	18-12	Bag	50
455079	Yellow	18-12	Bag	50
455096	Yellow	18-12	Blister Pack	15

Orange Twist-On Wire Connectors (22-14 AWG)



PART NO	COLOR	CONDUCTOR SIZE (AWG)	PACKAGE TYPE	QUANTITY PER PACKAGE
455164	Orange	22-14	Bag	500
455077	Orange	22-14	Bag	50
455173	Orange	22-14	Blister Pack	50
PD455632	Orange	22-14	Bag	50
455095	Orange	22-14	Blister Pack	15

Blue Twist-On Wire Connectors (22-14 AWG)



PART NO	COLOR	CONDUCTOR SIZE (AWG)	PACKAGE TYPE	QUANTITY PER PACKAGE
455163	Blue	22-14	Bag	1000
455109	Blue	22-14	Bag	100
PD455633	Blue	22-14	Bag	50
PD455075	Blue	22-14	Blister Pack	50
455094	Blue	22-14	Blister Pack	15

CLOSED CONNECTORS



Clear Closed Connectors (12-10 AWG)



PART NO	COLOR	CONDUCTOR SIZE (AWG)	PACKAGE TYPE	QUANTITY PER PACKAGE
455159	Clear	12-10	Bag	500
455021	Clear	12-10	Blister Pack	25

Clear Closed Connectors (22-14 AWG)



PART NO	COLOR	CONDUCTOR SIZE (AWG)	PACKAGE TYPE	QUANTITY PER PACKAGE
455158	Clear	22-14	Bag	1000
86-1216C-100PK	Clear	22-14	Blister Pack	100
455020	Clear	22-14	Blister Pack	50

ELECTRICAL CONNECTORS



BUTT CONNECTORS



Uninsulated Butt Connectors (16-14 AWG)

PART NO	COLOR	CONDUCTOR SIZE (AWG)	CRIMP CONNECT INSULATION	PACKAGE TYPE	QUANTITY PER PACKAGE
455012	—	16-14	Uninsulated	Blister Pack	100
455149	—	16-14	Uninsulated	Blister Pack	50
PD455013	—	16-14	Uninsulated	Blister Pack	25

Insulated Butt Connectors (12-10 AWG)

PART NO	COLOR	CONDUCTOR SIZE (AWG)	CRIMP CONNECT INSULATION	PACKAGE TYPE	QUANTITY PER PACKAGE
455172	Yellow	12-10	Insulated	Blister Pack	100
455041	Yellow	12-10	Insulated	Bag	100
455042	Yellow	12-10	Insulated	Blister Pack	50
455090	Yellow	12-10	Insulated	Blister Pack	15

Insulated Butt Connectors (16-14 AWG)

PART NO	COLOR	CONDUCTOR SIZE (AWG)	CRIMP CONNECT INSULATION	PACKAGE TYPE	QUANTITY PER PACKAGE
455039	Blue	16-14	Insulated	Blister Pack	100
455040	Blue	16-14	Insulated	Blister Pack	50
455078	Blue	16-14	Insulated	Blister Pack	15

Insulated Butt Connectors (22-18 AWG)

PART NO	COLOR	CONDUCTOR SIZE (AWG)	CRIMP CONNECT INSULATION	PACKAGE TYPE	QUANTITY PER PACKAGE
455038	Red	22-18	Insulated	Blister Pack	100
455076	Red	22-18	Insulated	Blister Pack	15



RING TERMINALS



#10 Stud Uninsulated Ring Terminals (14-12 AWG)

PART NO	COLOR	CONDUCTOR SIZE (AWG)	RING TERMINAL SIZE	PACKAGE TYPE	QUANTITY PER PACKAGE
86-91008L-50PK	—	14-12	#10 Stud	Blister Pack	50

#10 Stud Uninsulated Ring Flag Terminals (16-14 AWG)

PART NO	COLOR	CONDUCTOR SIZE (AWG)	RING TERMINAL SIZE	PACKAGE TYPE	QUANTITY PER PACKAGE
455011	—	16-14	#10 Stud	Blister Pack	50

#10 Stud Uninsulated Ring Terminals (16-14 AWG)

PART NO	COLOR	CONDUCTOR SIZE (AWG)	RING TERMINAL SIZE	PACKAGE TYPE	QUANTITY PER PACKAGE
455080	—	16-14	#10 Stud	Blister Pack	50

5/16 inch Stud Insulated Ring Terminals (8 AWG)

PART NO	COLOR	CONDUCTOR SIZE (AWG)	RING TERMINAL SIZE	PACKAGE TYPE	QUANTITY PER PACKAGE
PD455615	Red	8	5/16 in. Stud	Blister Pack	4



ELECTRICAL CONNECTORS

RING TERMINALS



5/16 inch Stud Insulated Ring Terminals (12-10 AWG)

PART NO	COLOR	CONDUCTOR SIZE (AWG)	RING TERMINAL SIZE	PACKAGE TYPE	QUANTITY PER PACKAGE
455032	Yellow	12-10	5/16 in. Stud	Blister Pack	50



1/4 inch Stud Uninsulated Ring Terminals (8 AWG)

PART NO	COLOR	CONDUCTOR SIZE (AWG)	RING TERMINAL SIZE	PACKAGE TYPE	QUANTITY PER PACKAGE
455010	—	8	1/4 in. Stud	Blister Pack	25



1/4 inch Stud Insulated Ring Terminals (8 AWG)

PART NO	COLOR	CONDUCTOR SIZE (AWG)	RING TERMINAL SIZE	PACKAGE TYPE	QUANTITY PER PACKAGE
455146	Red	8	1/4 in. Stud	Blister Pack	50
455147	Red	8	1/4 in. Stud	Blister Pack	25
PD455616	Red	8	1/4 in. Stud	Blister Pack	4



1/4 inch Stud Insulated Ring Terminals (10-8 AWG)

PART NO	COLOR	CONDUCTOR SIZE (AWG)	RING TERMINAL SIZE	PACKAGE TYPE	QUANTITY PER PACKAGE
86-2019C-100PK	Red	10-8	1/4 in. Stud	Bag	100



1/4 inch Stud Insulated Ring Terminals (12-10 AWG)

PART NO	COLOR	CONDUCTOR SIZE (AWG)	RING TERMINAL SIZE	PACKAGE TYPE	QUANTITY PER PACKAGE
PD455167	Yellow	12-10	1/4 in. Stud	Bag	500
455148	Yellow	12-10	1/4 in. Stud	Blister Pack	100
PD455619	Yellow	12-10	1/4 in. Stud	Blister Pack	12



1/4 inch Stud Insulated Ring Terminals (16-14 AWG)

PART NO	COLOR	CONDUCTOR SIZE (AWG)	RING TERMINAL SIZE	PACKAGE TYPE	QUANTITY PER PACKAGE
455155	Blue	16-14	1/4 in. Stud	Blister Pack	100



#10 Stud Insulated Ring Terminals (8 AWG)

PART NO	COLOR	CONDUCTOR SIZE (AWG)	RING TERMINAL SIZE	PACKAGE TYPE	QUANTITY PER PACKAGE
455033	Red	8	#10 Stud	Blister Pack	50



#10 Stud Insulated Ring Terminals (12-10 AWG)

PART NO	COLOR	CONDUCTOR SIZE (AWG)	RING TERMINAL SIZE	PACKAGE TYPE	QUANTITY PER PACKAGE
455030	Yellow	12-10	#10 Stud	Blister Pack	100
455031	Yellow	12-10	#10 Stud	Blister Pack	50



#10 Stud Insulated Ring Terminals (16-14 AWG)

PART NO	COLOR	CONDUCTOR SIZE (AWG)	RING TERMINAL SIZE	PACKAGE TYPE	QUANTITY PER PACKAGE
455026	Blue	16-14	#10 Stud	Blister Pack	100
455027	Blue	16-14	#10 Stud	Blister Pack	50
PD455618	Blue	16-14	#10 Stud	Blister Pack	19



#10 Stud Insulated Ring Terminals (22-18 AWG)

PART NO	COLOR	CONDUCTOR SIZE (AWG)	RING TERMINAL SIZE	PACKAGE TYPE	QUANTITY PER PACKAGE
455022	Red	22-18	#10 Stud	Blister Pack	100
455023	Red	22-18	#10 Stud	Blister Pack	50
455171	Red	22-18	#10 Stud	Blister Pack	40

ELECTRICAL CONNECTORS

RING TERMINALS

#8 Stud Insulated Ring Terminals (12-10 AWG)

PART NO	COLOR	CONDUCTOR SIZE (AWG)	RING TERMINAL SIZE	PACKAGE TYPE	QUANTITY PER PACKAGE
455156	Yellow	12-10	#8 Stud	Blister Pack	100
PD455620	Yellow	12-10	#8 Stud	Blister Pack	14

#8 Stud Insulated Ring Terminals (16-14 AWG)

PART NO	COLOR	CONDUCTOR SIZE (AWG)	RING TERMINAL SIZE	PACKAGE TYPE	QUANTITY PER PACKAGE
455154	Blue	16-14	#8 Stud	Blister Pack	19
PD455617	Blue	16-14	#8 Stud	Blister Pack	100

#6 Stud Insulated Ring Terminals (14-12 AWG)

PART NO	COLOR	CONDUCTOR SIZE (AWG)	RING TERMINAL SIZE	PACKAGE TYPE	QUANTITY PER PACKAGE
86-2006C-100PK	Blue	14-12	#6 Stud	Blister Pack	100
86-2006L-50PK	Blue	14-12	#6 Stud	Blister Pack	50

#6 Stud Insulated Ring Terminals (16-14 AWG)

PART NO	COLOR	CONDUCTOR SIZE (AWG)	RING TERMINAL SIZE	PACKAGE TYPE	QUANTITY PER PACKAGE
455024	Blue	16-14	#6 Stud	Blister Pack	100
455025	Blue	16-14	#6 Stud	Blister Pack	50



QUICK CONNECTS

1/4 inch Female Uninsulated Quick Connect Flag Terminals

PART NO	COLOR	CONDUCTOR SIZE (AWG)	QUICK CONNECT TAB SIZE (IN)	QUICK CONNECT TAB TYPE	PACKAGE TYPE	QTY PER PACKAGE
PD455608		12-10	1/4	Female	Blister Pack	100
PD455609		16-14	1/4	Female	Blister Pack	100
455014	—	16-14	1/4	Female	Blister Pack	50
455089	—	12-10	1/4	Female	Blister Pack	25

1/4 inch Female Uninsulated Quick Connect w/Piggyback (16-14 AWG)

PART NO	COLOR	CONDUCTOR SIZE (AWG)	QUICK CONNECT TAB SIZE (IN)	QUICK CONNECT TAB TYPE	PACKAGE TYPE	QTY PER PACKAGE
PD455623		16-14	1/4	Female	Blister Pack	14

1/4 inch Female Insulated Quick Connects (12-10 AWG)

PART NO	COLOR	CONDUCTOR SIZE (AWG)	QUICK CONNECT TAB SIZE (IN)	QUICK CONNECT TAB TYPE	PACKAGE TYPE	QTY PER PACKAGE
455049	Yellow	12-10	1/4	Female	Blister Pack	100
455050	Yellow	12-10	1/4	Female	Blister Pack	50
455093	Yellow	12-10	1/4	Female	Blister Pack	15

1/4 inch Female Insulated Quick Connects (16-14 AWG)

PART NO	COLOR	CONDUCTOR SIZE (AWG)	QUICK CONNECT TAB SIZE (IN)	QUICK CONNECT TAB TYPE	PACKAGE TYPE	QTY PER PACKAGE
455045	Blue	16-14	1/4	Female	Blister Pack	100
455046	Blue	16-14	1/4	Female	Blister Pack	50
455092	Blue	16-14	1/4	Female	Blister Pack	15



ELECTRICAL CONNECTORS

QUICK CONNECTS



1/4 inch Female Insulated Quick Connect w/Piggyback (16-14 AWG)

PART NO	COLOR	CONDUCTOR SIZE (AWG)	QUICK CONNECT TAB SIZE (IN)	QUICK CONNECT TAB TYPE	PACKAGE TYPE	QTY PER PACKAGE
455052	Blue	16-14	1/4	Female	Blister Pack	50



1/4 inch Female Insulated Quick Connect (22-18 AWG)

PART NO	COLOR	CONDUCTOR SIZE (AWG)	QUICK CONNECT TAB SIZE (IN)	QUICK CONNECT TAB TYPE	PACKAGE TYPE	QTY PER PACKAGE
455043	Red	22-18	1/4	Female	Blister Pack	50



1/4 inch Male Insulated Quick Connect (12-10 AWG)

PART NO	COLOR	CONDUCTOR SIZE (AWG)	QUICK CONNECT TAB SIZE (IN)	QUICK CONNECT TAB TYPE	PACKAGE TYPE	QTY PER PACKAGE
PD455051	Yellow	12-10	1/4	Male	Blister Pack	100



1/4 inch Male Insulated Quick Connect (16-14 AWG)

PART NO	COLOR	CONDUCTOR SIZE (AWG)	QUICK CONNECT TAB SIZE (IN)	QUICK CONNECT TAB TYPE	PACKAGE TYPE	QTY PER PACKAGE
455047	Blue	16-14	1/4	Male	Blister Pack	100
455048	Blue	16-14	1/4	Male	Blister Pack	50



1/4 inch Male Insulated Quick Connect (22-18 AWG)

PART NO	COLOR	CONDUCTOR SIZE (AWG)	QUICK CONNECT TAB SIZE (IN)	QUICK CONNECT TAB TYPE	PACKAGE TYPE	QTY PER PACKAGE
455152	Red	22-18	1/4	Male	Blister Pack	50



1/4 inch Female Fully Insulated Quick Connects (12-10 AWG)

PART NO	COLOR	CONDUCTOR SIZE (AWG)	QUICK CONNECT TAB SIZE (IN)	QUICK CONNECT TAB TYPE	PACKAGE TYPE	QTY PER PACKAGE
PD455143	Yellow	12-10	1/4	Female	Blister Pack	100



1/4 inch Female Fully Insulated Quick Connects (16-14 AWG)

PART NO	COLOR	CONDUCTOR SIZE (AWG)	QUICK CONNECT TAB SIZE (IN)	QUICK CONNECT TAB TYPE	PACKAGE TYPE	QTY PER PACKAGE
PD455610	Blue	16-14	1/4	Female	Blister Pack	100
455145	Blue	16-14	1/4	Female	Blister Pack	100
455054	Blue	16-14	1/4	Female	Blister Pack	25
455170	Blue	16-14	1/4	Female	Blister Pack	20



1/4 inch Male Fully Insulated Quick Connects (12-10 AWG)

PART NO	COLOR	CONDUCTOR SIZE (AWG)	QUICK CONNECT TAB SIZE (IN)	QUICK CONNECT TAB TYPE	PACKAGE TYPE	QTY PER PACKAGE
455144	Yellow	12-10	1/4	Male	Blister Pack	50



1/4 inch Male Fully Insulated Quick Connects (16-14 AWG)

PART NO	COLOR	CONDUCTOR SIZE (AWG)	QUICK CONNECT TAB SIZE (IN)	QUICK CONNECT TAB TYPE	PACKAGE TYPE	QTY PER PACKAGE
455053	Blue	16-14	1/4	Male	Blister Pack	100
PD455611	Blue	16-14	1/4	Male	Blister Pack	50



3/16 inch Female Insulated Quick Connects (16-14 AWG)

PART NO	COLOR	CONDUCTOR SIZE (AWG)	QUICK CONNECT TAB SIZE (IN)	QUICK CONNECT TAB TYPE	PACKAGE TYPE	QTY PER PACKAGE
PD455612	Blue	16-14	3/16	Female	Blister Pack	100
455044	Blue	16-14	3/16	Female	Blister Pack	50
455091	Blue	16-14	3/16	Female	Blister Pack	15



3/16 inch Male Insulated Quick Connects (16-14 AWG)

PART NO	COLOR	CONDUCTOR SIZE (AWG)	QUICK CONNECT TAB SIZE (IN)	QUICK CONNECT TAB TYPE	PACKAGE TYPE	QTY PER PACKAGE
455151	Blue	16-14	3/16	Male	Blister Pack	25

ELECTRICAL CONNECTORS

SPADE TERMINALS

#10 Stud Insulated Spade Terminals (12-10 AWG)

PART NO	COLOR	CONDUCTOR SIZE (AWG)	SPADE TERMINAL SIZE	PACKAGE TYPE	QUANTITY PER PACKAGE
PD455037	Yellow	12-10	#10 Stud	Blister Pack	25
PD455624	Yellow	12-10	#10 Stud	Blister Pack	100

#10 Stud Insulated Spade Terminals (16-14 AWG)

PART NO	COLOR	CONDUCTOR SIZE (AWG)	SPADE TERMINAL SIZE	PACKAGE TYPE	QUANTITY PER PACKAGE
455035	Blue	16-14	#10 Stud	Blister Pack	100

#8 Stud Insulated Spade Terminals (12-10 AWG)

PART NO	COLOR	CONDUCTOR SIZE (AWG)	SPADE TERMINAL SIZE	PACKAGE TYPE	QUANTITY PER PACKAGE
455036	Yellow	12-10	#8 Stud	Blister Pack	25
PD455622	Yellow	12-10	#8 Stud	Blister Pack	14

#8 Stud Insulated Spade Terminals (16-14 AWG)

PART NO	COLOR	CONDUCTOR SIZE (AWG)	SPADE TERMINAL SIZE	PACKAGE TYPE	QUANTITY PER PACKAGE
455074	Blue	16-14	#8 Stud	Blister Pack	50
455034	Blue	16-14	#8 Stud	Blister Pack	15

#6 Stud Insulated Spade Terminals (12-10 AWG)

PART NO	COLOR	CONDUCTOR SIZE (AWG)	SPADE TERMINAL SIZE	PACKAGE TYPE	QUANTITY PER PACKAGE
PD455621	Yellow	12-10	#6 Stud	Blister Pack	14

TAP SPLICE CONNECTORS

Tap Splice Connector (18-14 AWG)

PART NO	COLOR	CONDUCTOR SIZE (AWG)	PACKAGE TYPE	QUANTITY PER PACKAGE
455161	White	18-14	Bag	500

Tap Splice Connector w/Stop (18-14 AWG)

PART NO	COLOR	CONDUCTOR SIZE (AWG)	PACKAGE TYPE	QUANTITY PER PACKAGE
455160	Blue	18-14	Bag	500

Tap Splice Connector w/Stop (22-16 AWG)

PART NO	COLOR	CONDUCTOR SIZE (AWG)	PACKAGE TYPE	QUANTITY PER PACKAGE
455162	Red	22-16	Bag	500

PROFESSIONAL HVAC CONNECTOR KITS

86-6966F-1PK Professional HVAC Connector Kit

665 pieces total, including the following: 455014, 455015, 455019, 455026, 455034, 455038, 455039, 455041, 455044, 455045, 455049, 455057, 455058, 455059, 455064, 455068, 455077, 45079, 455109

PART NO	DESCRIPTION
86-6966F-1PK	Professional HVAC Connector Kit - 665 Piece



ELECTRICAL CONNECTORS

PROFESSIONAL HVAC CONNECTOR KITS



86-6967F-1PK Professional HVAC Connector Kit

1485 pieces total, including the following: 455014, 455015, 455019, 455026, 455038, 455039, 455041, 455045, 455049, 455052, 455057, 455058, 455059, 455062, 455065, 455067, 455074, 455077

PART NO	DESCRIPTION
86-6967F-1PK	Professional HVAC Connector Kit - 1485 Piece



Metal Box for Electrical Connectors



PART NO	DESCRIPTION
455157	Metal Box for Electrical Connectors 14 in. x 9-1/4 in. x 2 in. (21 Compartment)

TEST LEADS & ALLIGATOR CLIPS

Alligator Clips



PART NO	COLOR	ALLIGATOR CLIP LGTH (IN)	PACKAGE TYPE	QUANTITY PER PACKAGE
86-217-1L-50PK	Black	1	Blister Pack	50
86-217-2L-50PK	Red	1	Blister Pack	50
455055	Black	1	Blister Pack	6
455056	Red	1	Blister Pack	6



Alligator Clips with Test Leads



PART NO	DESCRIPTION
PD455150	Alligator Clips with Test Leads 10 AWG - 36 in. w/10A Clip (Single Pack)
86-225-10PK	Alligator Clips with Test Leads 20 AWG - 36 in. (Pack of 10)
455057	Alligator Clips with Test Leads 18 AWG - 36 in. (Single Pack)



Zebra-Gators Alligator Clips with Test Leads



Zebra-Gators are alligator clip jumper wires designed for the HVAC/R Technician. Unlike some competitive products, the alligator clips don't pull off (or fall off) of their wires because they are soldered, not just crimped. They carry the current they need to because they are made from wires that are the full gauge size listed. Each set includes multiple colors for the more complicated jobs. Includes hook-and-loop strap

to keep organized. The heavy resealable bag keeps the jumper sets neat and tangle-free.

- Small set: often used for low-voltage control/manipulation
- Medium set: used for motors and medium loads, inductive and resistive
- Large set: heavy-jawed clamps for heavier loads, such as heat strips and compressors

PART NO	DESCRIPTION
ZG002	Zebra-Gators Alligator Clips with Test Leads (Small) - Pack of 10
ZG003	Zebra-Gators Alligator Clips with Test Leads (Medium) - Pack of 8
ZG004	Zebra-Gators Alligator Clips with Test Leads (Large) - Pack of 4

Electrical Wiring Merchandiser End Cap Display



Features a focused program of the most popular electrical wiring accessories used daily by HVAC/R contractors. These supplies turn over quickly and provide healthy margin opportunity. Your customers will absolutely think of you as their source for electrical wiring supplies on their next purchase. Display includes:

- Two packs of each 65 products
- One pack of each 3 products

- 70 2" peg hooks
- 68 printed reorder tags
- 1 gondola header with magnets and 12" super grip holder
- End cap part numbers illustration
- Picture of an end cap with product display
- List of part numbers with description and UPC bar codes
- Checklist

PART NO	DESCRIPTION
PD455638	PROTECH Electrical Wiring Supplies Merchandiser

STRANDED WIRE



- UL Recognized type AWM or MTW stranded wire
- Rated 600V, 105°C



PART NO	DESCRIPTION
455081	10 AWG Black Wire - 8 ft.
455141	10 AWG Blue Wire - 8 ft.
PD455082	10 AWG Red Wire - 8 ft.
455142	10 AWG White Wire - 8 ft.
455083	12 AWG Black Wire - 12 ft.
455138	12 AWG Blue Wire - 12 ft.
455084	12 AWG Red Wire - 12 ft.
455139	12 AWG White Wire - 12 ft.
455085	14 AWG Black Wire - 15 ft.
PD455136	14 AWG Blue Wire - 15 ft.
455140	14 AWG Green Wire - 15 ft.
455086	14 AWG Red Wire - 15 ft.
455137	14 AWG White Wire - 15 ft.
455087	16 AWG Black Wire - 16 ft.
455088	16 AWG Red Wire - 16 ft.
455135	16 AWG White Wire - 16 ft.

HEAT SHRINK TUBING ASSORTMENTS



PART NO	DESCRIPTION
455062	Heat Shrink Tubing Assortment - 1/4 in. (5), 3/16 in. (4), 3/8 in. (3) I.D.
455153	Heat Shrink Tubing Assortment Rainbow Pack - 1/4 in. (5), 3/16 in. (4), 3/8 in. (3) I.D.

TROUBLE/WORK LIGHTS

Incandescent Trouble/Work Lights



PART NO	VENDOR	VENDOR PART NO	LENGTH (FT)	JACKET COLOR	JACKET TYPE	CONDUCTOR SIZE (AWG)	MALE PLUG TYPE	FEMALE PLUG TYPE	NO OF FEMALE PLUGS	SWITCH
05897	Coleman Cable	05897	25	Yellow	SJEOW	16	Grounded	Incandescent Trouble Light w/Grounded Outlet	1	Yes
86-05858-00	Coleman Cable	05858-00-02	50	Yellow	SJEOW	16	Grounded	Incandescent Trouble Light w/Grounded Outlet	1	Yes
D12923025	Century Wire & Cable	D12923025	25	Orange	SJTW	12	Grounded (Lighted)	Incandescent Trouble Light w/Grounded Outlet	1	Yes
D12925025	Century Wire & Cable	D12925025	25	Blue	SJTW	12	Grounded (Lighted)	Incandescent Trouble Light w/Grounded Outlet	1	Yes

Fluorescent Trouble/Work Lights



PART NO	VENDOR	VENDOR PART NO	LENGTH (FT)	JACKET COLOR	JACKET TYPE	CONDUCTOR SIZE (AWG)	MALE PLUG TYPE	FEMALE PLUG TYPE	NO OF FEMALE PLUGS	SWITCH
D12812025	Century Wire & Cable	D12812025	6	Orange	SJTW	16	Grounded (Lighted)	Fluorescent Trouble Light w/Grounded Outlet	1	Yes

“CHEATER” CORDS & SERVICE POWER CORD TAPS



ZD001 Male Fused “Cheater” Power Cord

A significantly safer way to use a 120V source to test motors, blower and other system components. Heavy duty alligator terminals connect to component under test, and male plug connects to outlet.

- Lighted plug to indicate live circuit
- 72 in. cord with grounded male plug
- 5A fuse installed; 10A spare fuse also included



PART NO	DESCRIPTION
ZD001	Zebra Male Fused “Cheater” Power Cord



ZD002 Female Fused Service Power Tap

A significantly safer way to obtain a temporary 120V source while servicing. Heavy duty alligator terminals connect to live component and provide power to female plug.

- Lighted plug to indicate live circuit or overvoltage
- 24 in. cord with grounded male plug
- 5A fuse installed; 10A spare fuse also included



PART NO	DESCRIPTION
ZD002	ZebraDapter Female Fused Service Power Tap

